



Solutions
for human
progress

2Q2025 RESULTS PRESENTATION

August 2025

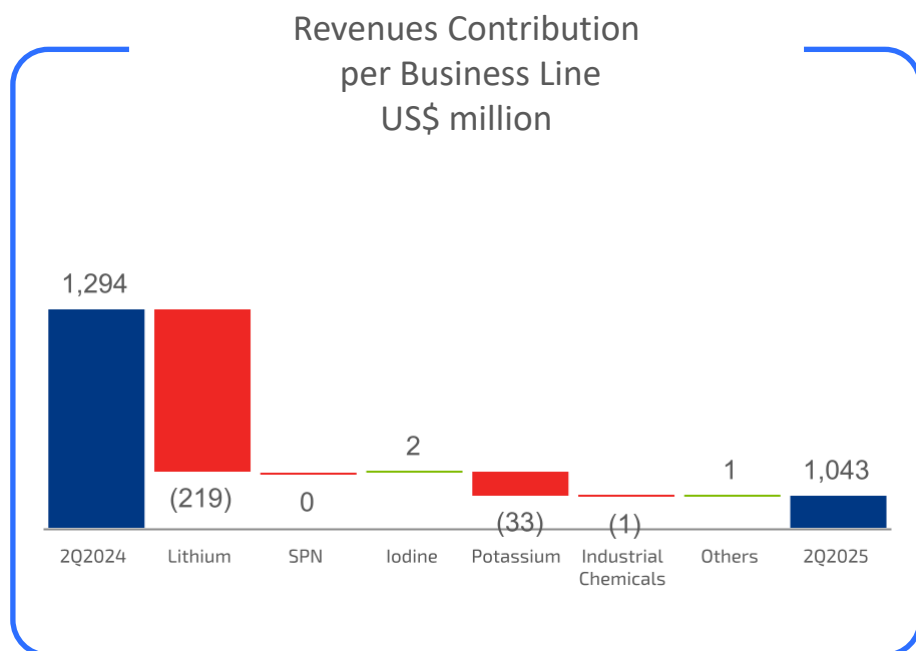



Customary note regarding forward-looking statements

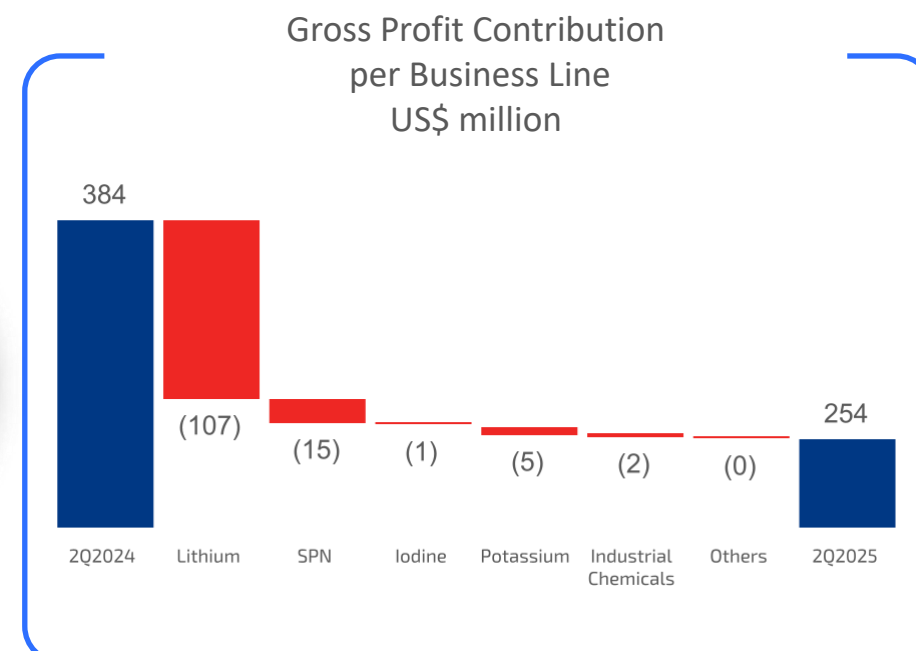
This presentation release contains “forward-looking statements” within the meaning of the safe harbor provisions of the U.S. Private Securities Litigation Reform Act of 1995. Forward-looking statements can be identified by words such as: “anticipate,” “plan,” “believe,” “estimate,” “expect,” “strategy,” “should,” “will” and similar references to future periods. Examples of forward-looking statements include, among others, statements we make concerning the Company’s capital expenditures, financing sources, Sustainable Development Plan, Salar Futuro project, partnership with Codelco, business outlook, future economic performance, anticipated profitability, revenues, expenses, or other financial items, anticipated cost synergies and product or service line growth.

Forward-looking statements are neither historical facts nor assurances of future performance. Instead, they are estimates that reflect the best judgment of SQM management based on currently available information. Because forward-looking statements relate to the future, they involve a number of risks, uncertainties and other factors that are outside of our control and could cause actual results to differ materially from those stated in such statements, including our ability to successfully implement the Sustainable Development Plan. Therefore, you should not rely on any of these forward-looking statements. Readers are referred to the documents filed by SQM with the United States Securities and Exchange Commission, specifically other important risk factors that could cause actual results to differ from those contained in the forward-looking statements. All forward-looking statements are based on information available to SQM on the date hereof and SQM assumes no obligation to update such statements, whether as a result of new information, future developments or otherwise, except as required by law.

Summary of Second Quarter 2025 Results

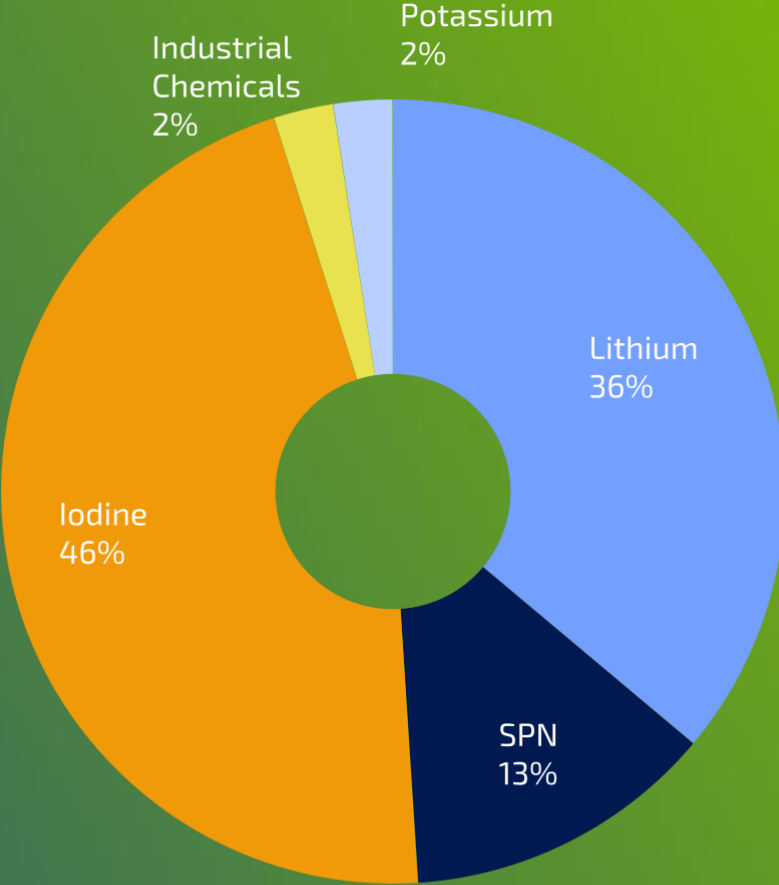


Earnings per Share
US\$0.31



Results Key Drivers 2Q2025 vs 2Q2024

- Lithium: almost flat sales volumes growth (+2%), with lower year-on-year average sales prices (-34%)
- Iodine: higher average sales prices (+9%) and lower sales volumes (-8%)
- Potassium: significant lower sales volumes (-55%) and higher average sales prices (23%)
- SPN: Flat results in both price and sales volumes



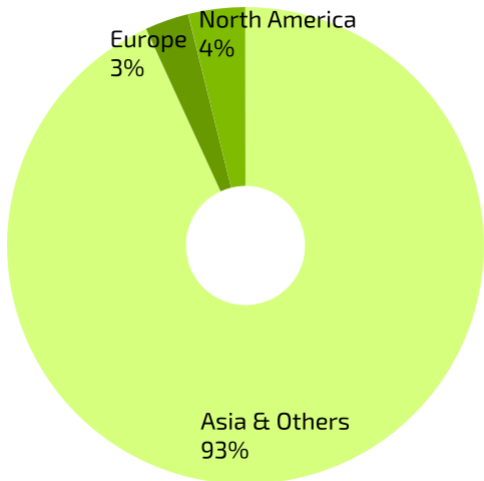
LTM* Gross Profit Contribution

SQM Lithium: Almost Flat Sales Volumes into a Low-price Environment



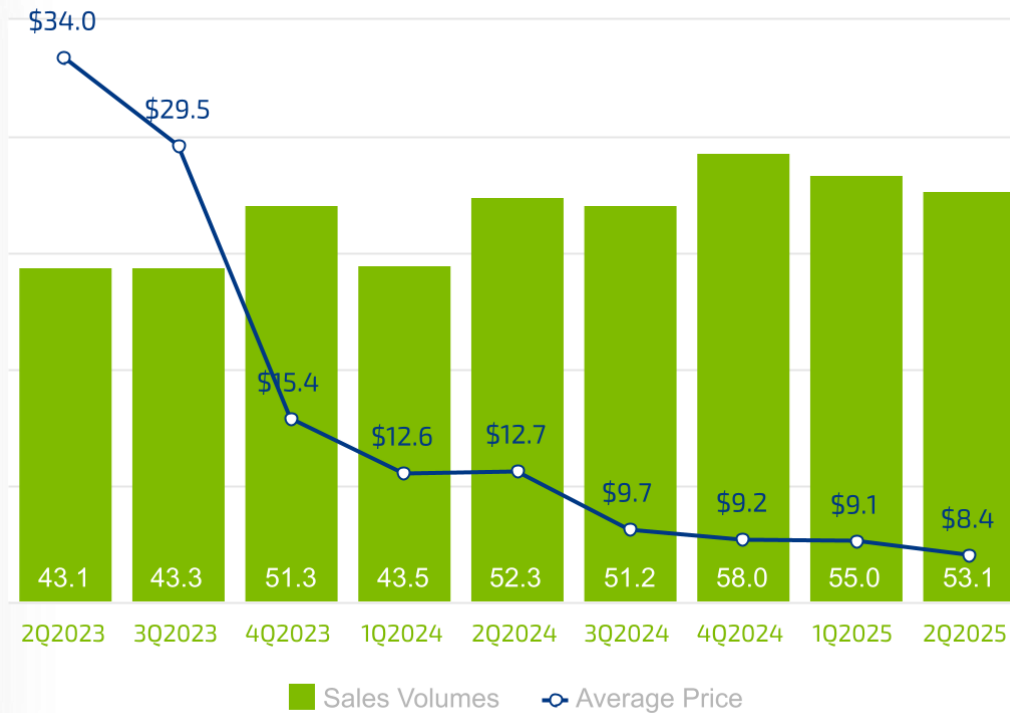
Lithium and derivatives

LTM Gross Profit: \$410 million
LTM Revenues: \$ 1,977 million



~17% Market Share¹

Quarterly Sales Volumes (kMT) & Average Price (US\$/kg)



Global Lithium Chemical Market

- We expect the global lithium market demand to grow ~17% in 2025
- Strong EV and BESS sales growth especially in China

SQM Lithium

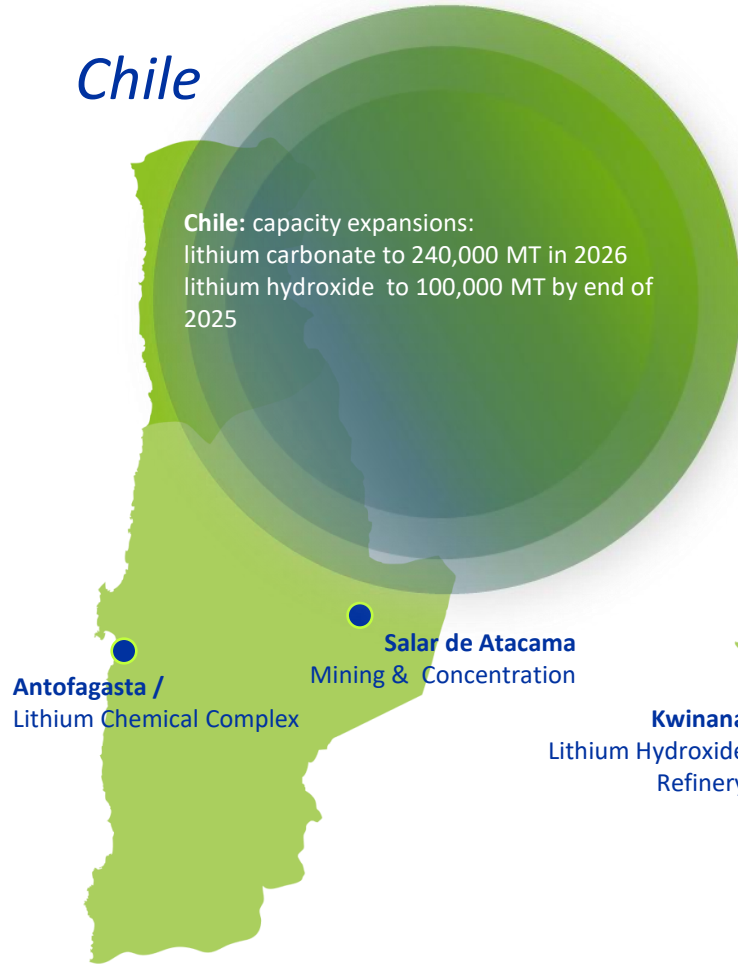
- Majority of sales contracts are linked to price indices which follow market price trends
- Recent market dynamics make us believe that third quarter prices could be higher than the second quarter of 2025
- We expect sales volumes growth of around 10% in the Lithium Chile division compared to 2024
- Increasing sales volumes for the International Lithium Division to approximately 20,000 tons of LCE for the full year 2025

¹ Market share as of December 31, 2024. Market share percentages have been developed by us using internal and external sources and reflect our best current estimates, which have not been confirmed by independent sources. This is calculated by our total sales over total estimated market demand.

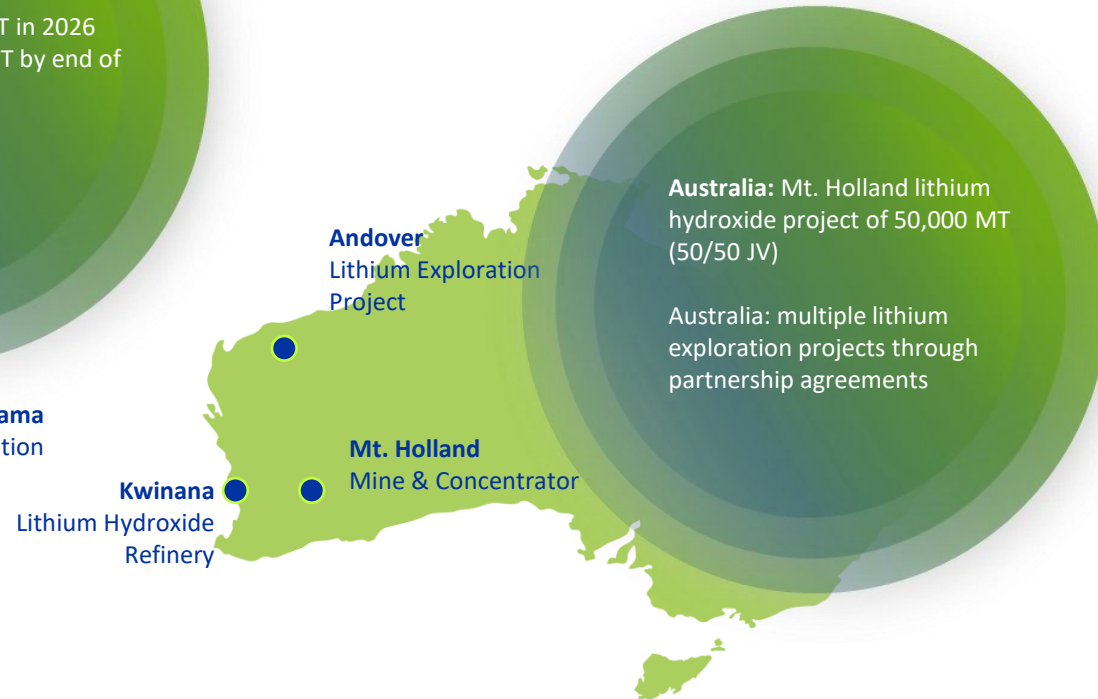
SQM Lithium: Integrated Production, Sustainable Solutions, Full Traceability



Chile



Australia



China



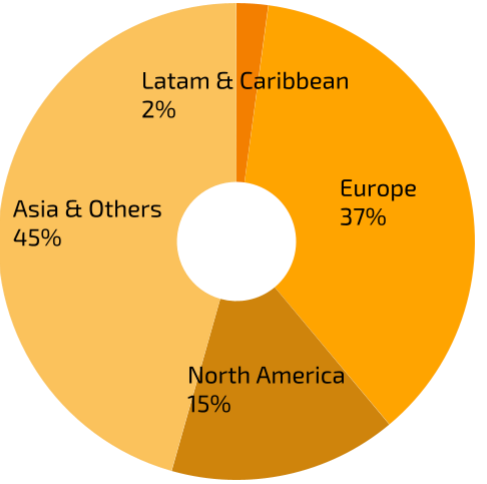
Total Capex 2025: US\$750 million, including maintenance.

Iodine and Derivatives: Capturing Demand Growth in High Price Environment



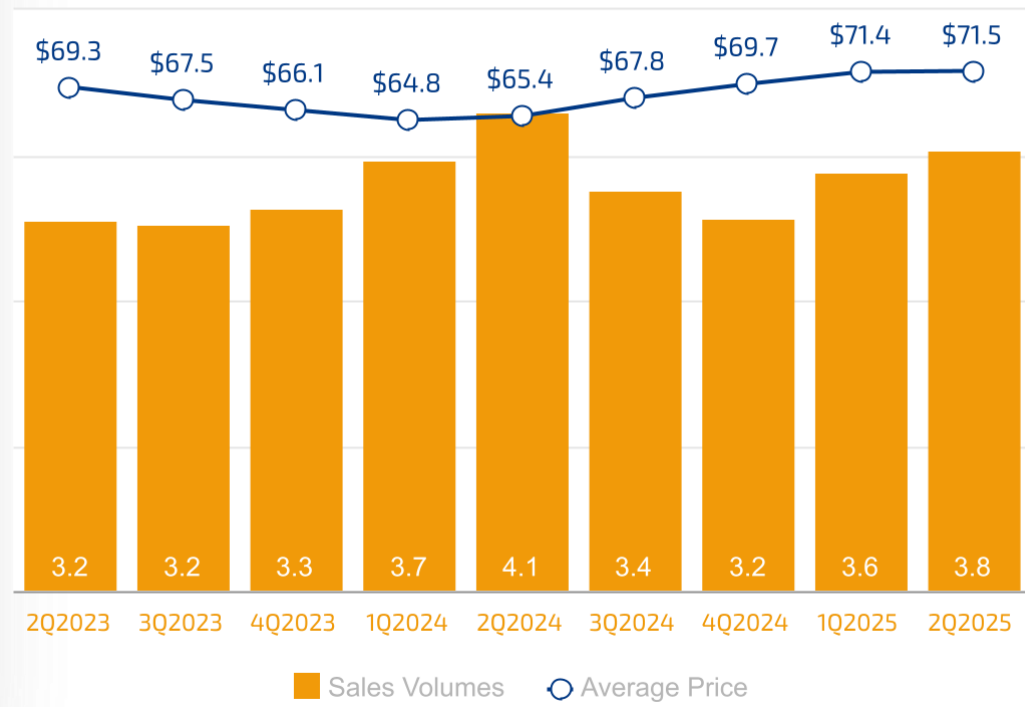
Iodine and derivatives

LTM Gross Profit US\$523 million
LTM Revenues: US\$985 million



~37% Market Share¹

Quarterly Sales Volumes (kMT) & Average Price (US\$/kg)



Global Iodine Market

- Updating global demand growth to less than 1% in 2025 compared to 2024
- Market remains tight with high prices and limited supply

SQM Iodine & Derivatives

- For 2025, we expect similar sales volumes than what was observed in 2024
- Prices should remain at current levels for the rest of the year

¹Market share as of December 31, 2024. Market share percentages have been developed by us using internal and external sources and reflect our best current estimates, which have not been confirmed by independent sources.

SQM Nitrates and Iodine: Maintaining Leading Position & Supporting Future Growth



Brownfield Projects : additional capacity of 1,500 MT of iodine and 90,000 MT of nitrates salts

Greenfield Projects: additional 2,500 MT of iodine capacity and 250,000 MT of nitrates salts, using seawater

Nueva Victoria: 900 I/s seawater pipeline to be ready in 2026, thus increasing yields.

Iodine and Nitrates total capex 2025: ~US\$350 million, including maintenance.

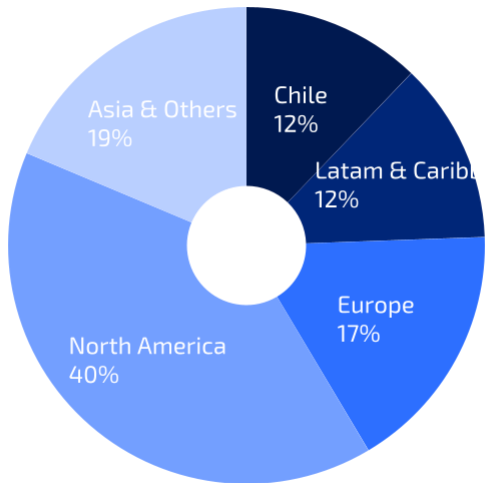
Specialty Plant Nutrition: Demand and Sales Volumes Recovery Accelerates



Specialty Plants
Nutrition

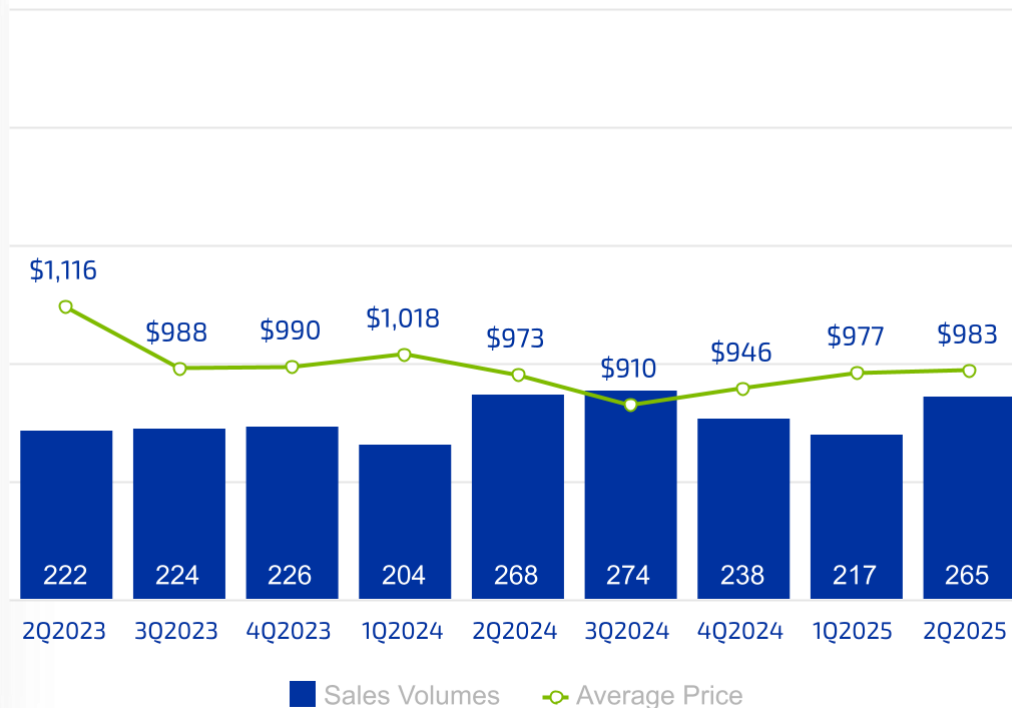
LTM Gross Profit US\$146 million

LTM Revenues: US\$946 million



~41% Market Share¹

Quarterly Sales Volumes (kMT) & Average Price (US\$/MT)



Global KNO₃ Market

- We expect a back- to- normal market growth rate around 4-5% in 2025 compared to 2024

SQM KNO₃

- Upward pressure on prices due to higher potash market price

¹Market share as of December 31, 2024. Market share percentages have been developed by us using internal and external sources and reflect our best current estimates, which have not been confirmed by independent sources.

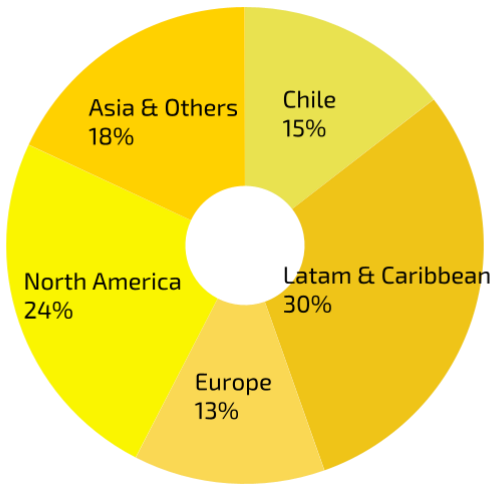
Potassium: Demand Recovery and Increased Sales Volumes



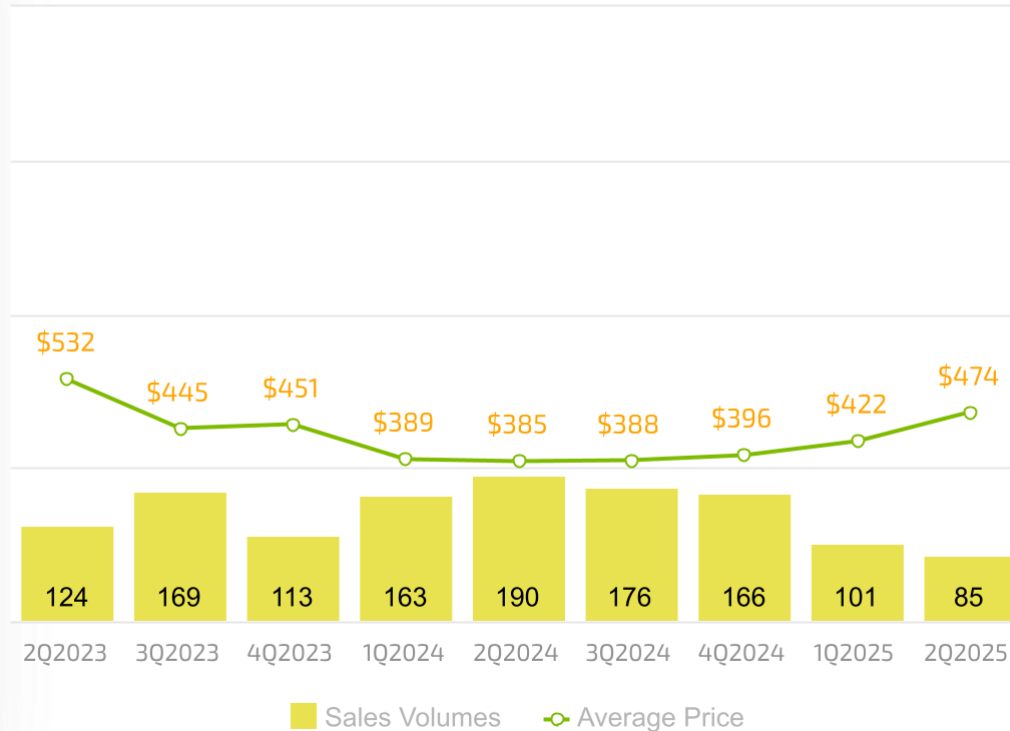
Potassium

LTM Gross Profit US\$28 million

LTM Revenues: US\$217 million



Quarterly Sales Volumes (kMT) & Average Price (US\$/MT)



Global Potash Market

- Strong market demand and some supply disruptions have led to upward pressure on prices
- We believe the total market size to be around 72 million tons in 2025

SQM Potassium

- Potassium sales volume for 2025 is expected to decline by 50% compared to 2024

less than 1% Market Share¹

Market share as of December 31, 2024. Market share percentages have been developed by us using internal and external sources and reflect our best current estimates, which have not been confirmed by independent sources.

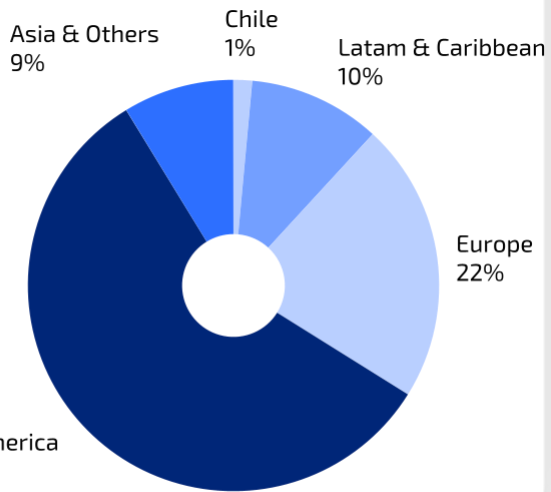
Industrial Chemicals: Stable Outlook Confirmed



Industrial Chemicals

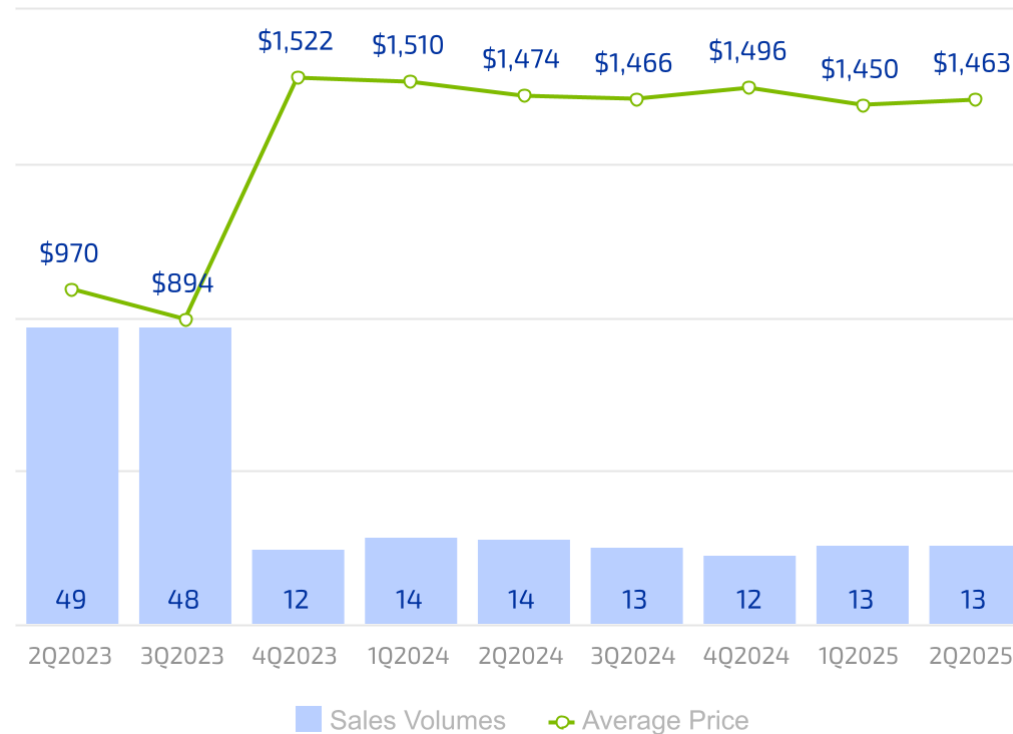
TM Gross Profit US\$28 million

TM Revenues: US\$74 million



~32% Market Share¹

Quarterly Sales Volumes (kMT) & Average Price (US\$/MT)



Global Industrial Chemicals Market

- Industrial potassium nitrate market prices remains relatively stable

SQM

- We expect flat sales volumes in 2025 compared to 2024

¹Market share as of December 31, 2024. Estimated market share for industrial potassium nitrate. Market share percentages have been developed by us using internal and external sources and reflect our best current estimates, which have not been confirmed by independent sources.



Solutions
for human
progress

Contact information

Gerardo Illanes

CFO

gerardo.illanes@sqm.com

Isabel Bendeck

IRO

isabel.bendeck@sqm.com

