

**April 2014**



## Important Notice

---

Statements in this presentation concerning the Company's business outlook or future economic performances, anticipated profitability, revenues, expenses, or other financial items, anticipated cost synergies and product or service line growth, together with other statements that are not historical facts, are "forward-looking statements" as that term is defined under Federal Securities Laws.

Any forward-looking statements are estimates, reflecting the best judgment of SQM based on currently available information and involve a number of risks, uncertainties and other factors that could cause actual results to differ materially from those stated in such statements.

Risks, uncertainties, and factors that could affect the accuracy of such forward-looking statements are identified in the public filing made with the Securities and Exchange Commission, and forward-looking statements should be considered in light of those factors.

# Agenda

---

1

▪ SQM at a Glance

2

▪ Investment Highlights

3

▪ Financial summary



# SQM at a Glance

---

- ✓ **World Leader in Specialty Businesses:** Potassium Nitrate, Iodine, lithium & Solar Salts
- ✓ **Global Company:** Based in Santiago, Chile with sales in more than 115 countries and offices in 20 countries.
- ✓ **Financial Profile**
  - ✓ Revenue 2013: US\$ 2.2 Billion
  - ✓ EBITDA<sup>+</sup> 2013: US\$ 833 Million
  - ✓ EBITDA Margin 2013: ~ 38%
- ✓ **Healthy Credit Metrics**
  - ✓ Debt/Equity Ratio: .96
  - ✓ NFD/EBITDA 1.06
  - ✓ Current Ratio 3.40
- ✓ **Highest Liquidity in Chile**
  - ✓ Listed on the Santiago Stock Exchange, and the NYSE since 1993 (Ticker: SQM)
  - ✓ Most liquid Chilean ADR on the NYSE in 2013
- ✓ **Financially Stable: Credit Ratings**
  - ✓ Standard & Poors: BBB
  - ✓ Moodys: Baa1
- ✓ **Responsible Growth Within Core Business Lines**



# SQM at a Glance

## Fertilizers

## Specialty Chemicals



### Specialty Plant Nutrients

- ✓ 48% of world  $\text{KNO}_3$  market share<sup>1</sup>
- ✓ Volumes<sup>2</sup>: 848k MT
- ✓ Revenues<sup>3</sup>: 31% of total (US\$688mm)
- ✓ Contribution to Total Gross Profit<sup>4</sup>: 21%




### Potassium

- ✓ Strategically located in South America
- ✓ Volumes<sup>2</sup>: 1,435k MT
- ✓ Revenues<sup>3</sup>: 28% of total (US\$606mm)
- ✓ Contribution to Total Gross Profit<sup>4</sup>: 23%



### Iodine & Derivatives

- ✓ 28% of world market share<sup>1</sup>
- ✓ Volumes<sup>2</sup>: 9.3k MT
- ✓ Revenues<sup>3</sup>: 21% of total (US\$461mm)
- ✓ Contribution to Total Gross Profit<sup>4</sup>: 36%



### Lithium & Derivatives

- ✓ 27% of world market share<sup>1</sup>
- ✓ Volumes<sup>2</sup>: 36.1k MT
- ✓ Revenues<sup>3</sup>: 9% of total (US\$197mm)
- ✓ Contribution to Total Gross Profit<sup>4</sup>: 13%



### Industrial Chemicals

- ✓ 50% of world industrial sodium nitrate market share<sup>1</sup>
- ✓ Volumes<sup>2</sup>: 176k MT
- ✓ Revenues<sup>3</sup>: 7% of total (US\$154mm)
- ✓ Contribution to Total Gross Profit<sup>4</sup>: 6%

Note: <sup>1</sup>Market share is measured by volume, and correspond to SQM estimates for 2013.

<sup>2</sup>Volumes correspond to SQM volumes for 2013.

<sup>3</sup>Revenues correspond to SQM revenues for 2013

<sup>4</sup>Gross Profit corresponds to % of contribution to consolidated gross profit for 2013.



# Investment Highlights

---



1. Unique and Abundant Natural Resources

2. Sales in Diverse Industries, Sold Globally

3. SPN: Largest Global Producer

4. Potassium: Uniquely located to supply major markets

5. Iodine: Leading player in strong market with diverse uses

6. Lithium: Lowest-cost producer

7. Industrial Chemicals: Dominant Player in a Niche Market

8. Metallic Exploration: Exploration with low risk

9. Solid Financial Position and Financial Management

# 1. Unique and Abundant Natural Resources

## Highlights

- ✓ Abundant natural resources enable long term planning
- ✓ High-quality reserves, which allow low-cost and highly productive operations



## Caliche Ore



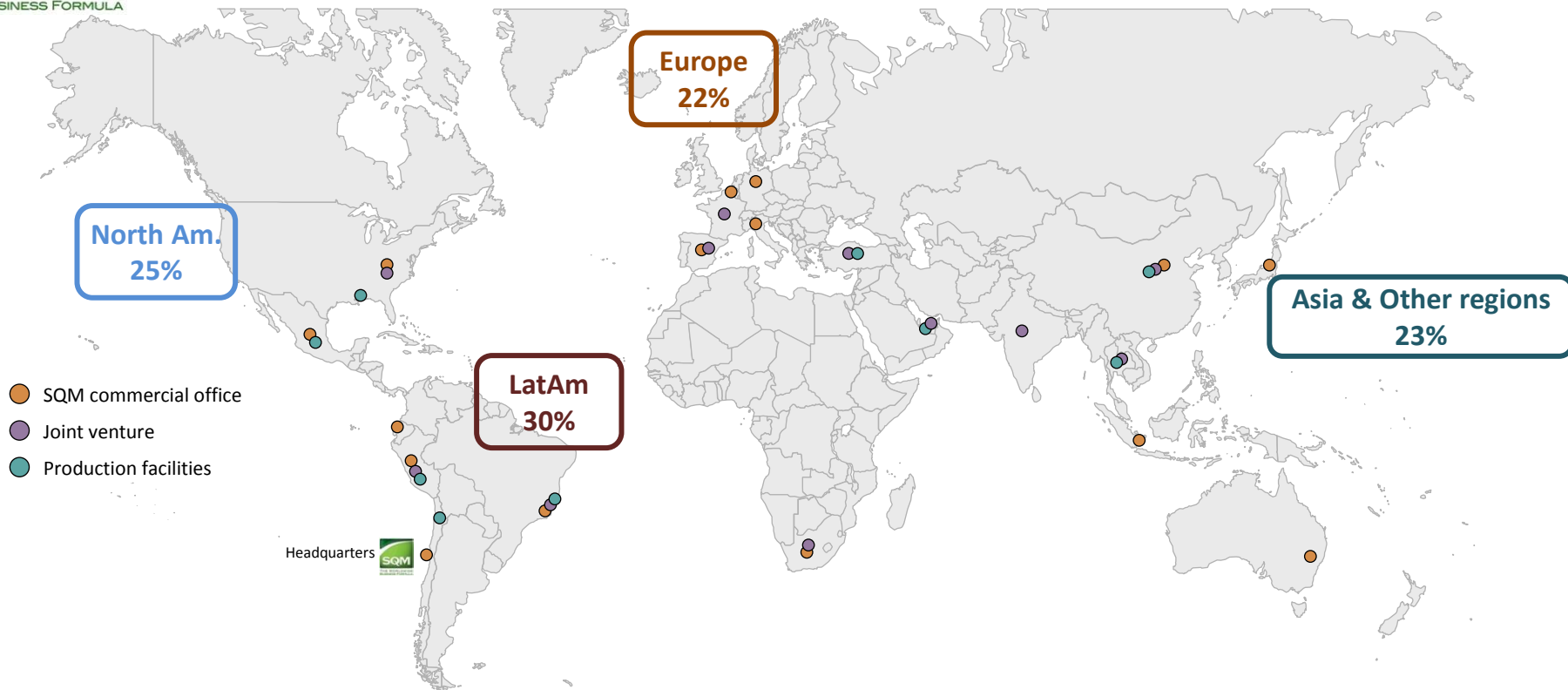
- ✓ Caliche ore is only found in Chile
- ✓ The world's largest deposits of **nitrate and iodine**

## Salar Brines



- ✓ Low processing costs due to its high concentrations of **potassium and lithium**
- ✓ Higher evaporation rates

## 2. Sales in Diverse Industries, Sold Globally



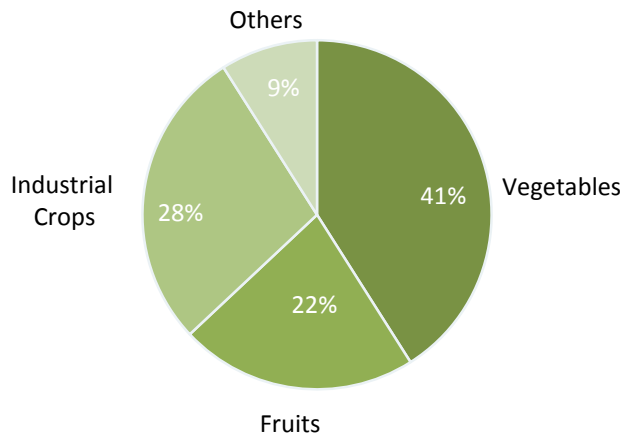
- ✓ Products are sold in more than 115 countries through our worldwide distribution network
- ✓ Local presence in 20 countries to diversify operations, to satisfy local customers, and to access local raw materials
- ✓ Products are used in diverse industries such as agriculture, human and animal nutrition, pharmaceutical, medical, construction and electronics, among others, sold to diverse customers



### 3. SPN: Largest Global Producer

#### Potassium Nitrate: Industry Dynamics

#### Main Uses: Premium Crops<sup>1</sup>




- ✓ Niche market with specific benefits: Chlorine-free, fully water soluble, and fast absorption.
- ✓ Demand Drivers: Higher cost of land, water scarcity, increased demand for higher quality crops
- ✓ Demand growth in 2013: 2-3%<sup>1</sup>
- ✓ Lower price elasticity relative to potassium chloride

<sup>1</sup>Source: Company estimates

#### SQM Highlights Potassium Nitrate

- ✓ A world leader: 48% world market share<sup>1</sup>
- ✓ Developed distribution network: Proximity to customers allows us to meet changing needs and new market tendencies.
- ✓ Flexibility: Various soluble NPK plants worldwide
- ✓ Diverse customer base: In 2013, SPN products sold in over 90 countries
- ✓ Prices for specialty fertilizers during 2013 were approximately 6% less than prices seen in 2012

<sup>1</sup>Source: Company estimates. Tomato crop included in vegetable estimates



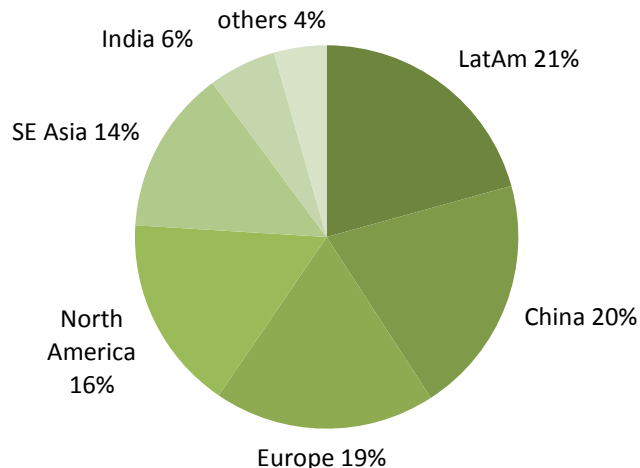


## 4. Potassium: Uniquely located to supply major markets

### Potassium Chloride: Industry Dynamics

- ✓ Potassium chloride is the most commonly used potassium-based fertilizer. Sold all over the world
- ✓ Growing Market: ~55-57 million metric tons in 2014<sup>1</sup>
- ✓ Strategically located in Southern Hemisphere
- ✓ Growth expected in all major geographical markets in 2014

### Potassium Chloride Demand 2013<sup>1</sup>

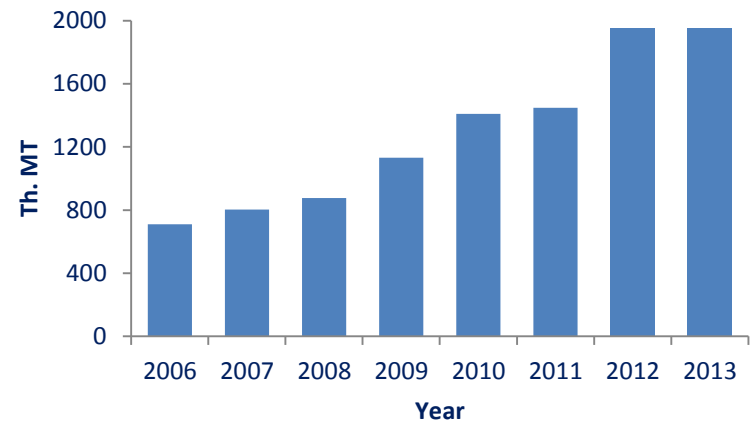


<sup>1</sup>Source: Company estimates for 2013

### SQM Highlights

- ✓ Expansion of potassium-based products:
  - 2014 effective capacity expected to be 2.3 million metric tons
- ✓ Low-cost producer of KCL
- ✓ Small player in total KCL market; price-taker
- ✓ Flexibility to produce MOP, SOP, KNO<sup>3</sup> depending on market needs

### SQM Production Volumes (MOP<sup>1</sup> and SOP<sup>2</sup>)



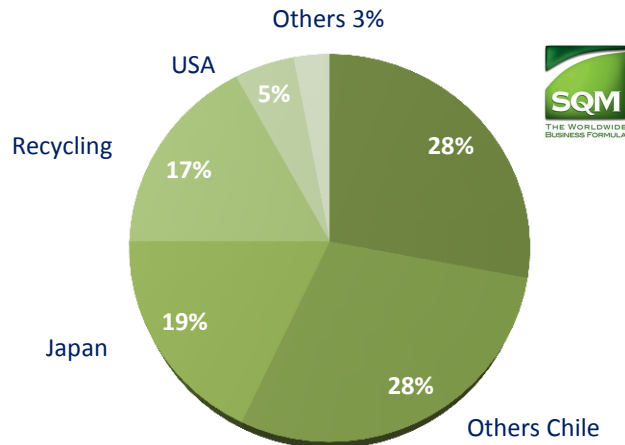
<sup>1</sup> Potassium chloride; <sup>2</sup> Potassium sulfate

# 5. Iodine: Leading player in strong market

## Industry Dynamics

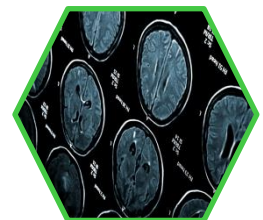
- ✓ Iodine is mainly used in human & animal health and nutrition. Major uses include X-ray contrast media, LCD, pharmaceuticals and sanitizers
- ✓ Global demand: CAGR of over 3% for the period 2003-2013<sup>1</sup>
- ✓ Global demand expected 2014: over 32,000 MT<sup>1</sup>
- ✓ Limited cost-effective substitutes available
- ✓ Limited sources of iodine worldwide

## Key Competitors<sup>1</sup>



## SQM Highlights

- ✓ A world leader: 28% market share in 2013<sup>1</sup>
- ✓ Developed distribution and sales network: Can quickly meet demands of market. Largest producer, reliable supplier
- ✓ Long-term relationship established with large customers
- ✓ Current production capacity: 12,500 metric tons per year
- ✓ Globally diversified customer base



<sup>1</sup>Source: Company estimates

## 6. Lithium: Lowest-Cost Producer

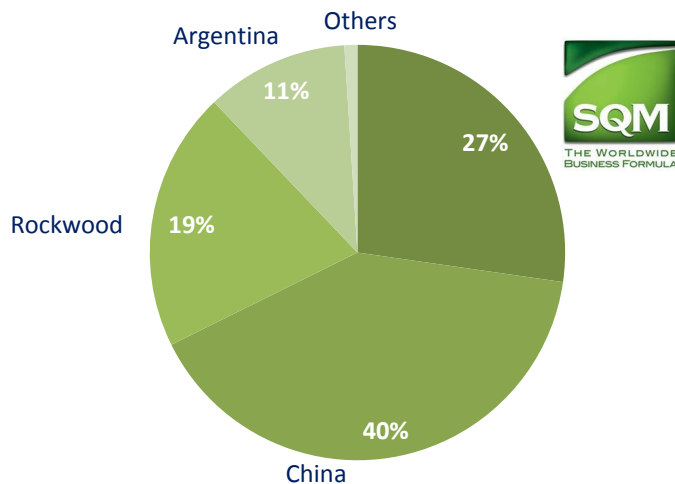
### Industry dynamics

- ✓ Global demand: CAGR of 7% for the 2003-2013 period.
- ✓ Demand driver: batteries. Future potential related to e-cars using lithium-ion batteries (LIB)
- ✓ Other uses for lithium include lubricant, glass, pharmaceuticals
- ✓ Global lithium projects announced in China and Canada

### SQM Highlights

- ✓ Leading chemical lithium producer in the world and the lowest cost producer globally
- ✓ Produce lithium carbonate, lithium hydroxide, and lithium chloride.
- ✓ Current lithium carbonate plant capacity stands at 48,000 metric tons per year
- ✓ Average prices in the business line were approximately 12% higher in 2013 than average prices in 2012


### Key Competitors



## 7. Industrial Chemicals: Dominant Player in a Niche Market

### Industry dynamics

- ✓ Various traditional uses for industrial nitrates related to detergents, glass, metal treatment, water treatment, and explosives
- ✓ Main products are three grades of sodium and potassium nitrate for industrial applications
- ✓ **Solar Salts:** New global demand for nitrates applied to thermal energy storage.
  - ✓ 50 MW → approximately 30,000 MT of solar salts
  - ✓ Projects being developed globally



*Photo: Andasol Millenium Power Station, Spain*

### SQM Highlights

- ✓ Operational flexibility with certain industrial sodium and potassium nitrate products
- ✓ **Solar Salts:**
  - ✓ Leading Producer with almost 70% market shares
  - ✓ Volumes are expected to reach 70,000 MT in 2013 (sold 165,000 MT in 2012). SQM is currently negotiating contracts for 2015
  - ✓ SQM produces both potassium nitrate and sodium nitrate, the two raw materials in solar salt production

## 8. Solid financial Position and experienced management

---

### Overview<sup>1</sup>

- ✓ Financial Policy establishes a maximum level of consolidated leverage of 1.5x
- ✓ High levels of liquidity and capital resources as of December 2013
  - Cash, cash equivalents and time deposits amounting to over US\$900 million
- ✓ Management team has average of 22+ years with Company
- ✓ Approximately US\$5 billion in assets

### SQM Finance Strategy

- ✓ To be a strong and credible competitor
- ✓ To be a strong credible supplier
- ✓ Maintain and strengthen our leadership position in the iodine, lithium, potassium nitrate and solar solar businesses

Note: <sup>1</sup> Figures as of December 31, 2013



Photo: Evaporation Ponds, Salar de Atacama

# Agenda

---

1      ■ SQM at a Glance

2      ■ Investment Highlights

3      ■ Financial Summary

# Capital Expenditure Program

## Capital Expenditures 2009 - 2013: US\$2.0 Billion

- ✓ Potassium Nitrate Plant in Coya Sur (300,000 MT/year)
- ✓ Increase Potassium production in the Salar de Atacama to 2.3 million MT from 800,000 MT, including the construction of MOP and granulated MOP facilities in the Salar de Atacama
- ✓ Increase Capacity of iodine to 12,500 MT
- ✓ Various investments related to distribution and infrastructure



*Photo: Evaporation ponds and silvinitic stock pile, Salar de Atacama*

## Capital Expenditure 2014: Approximately US\$150

- ✓ After intense investment during the past 5 years, investment is expected to decrease in 2014
- ✓ optimization of our muriate of potassium facility at the Salar de Atacama;
- ✓ various projects designed to maintain production capacity, increased yields and reduce costs.

## Metallic Exploration

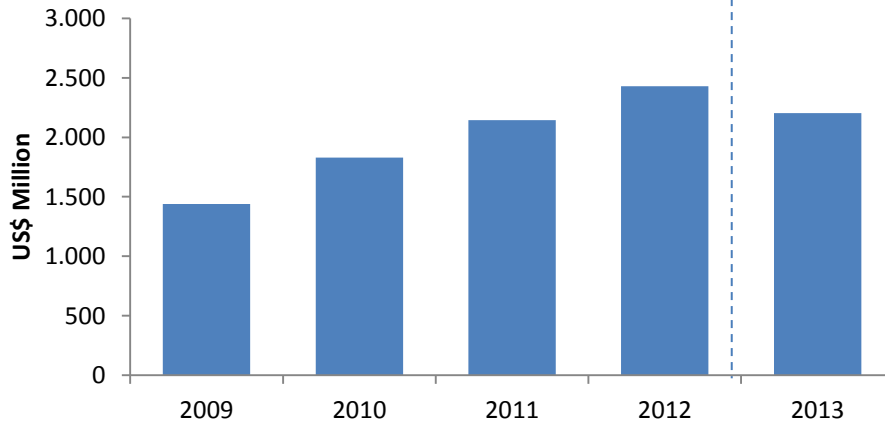
- ✓ Between 2008 and 2013 SQM has invested approximately US\$40 million in metallic exploration, and has identified over 50 areas of interest
- ✓ Investment of over US\$150 million expected over the next 5-7 years
- ✓ SQM has signed nine agreement with various third parties, and we expect to sign agreements in 2014



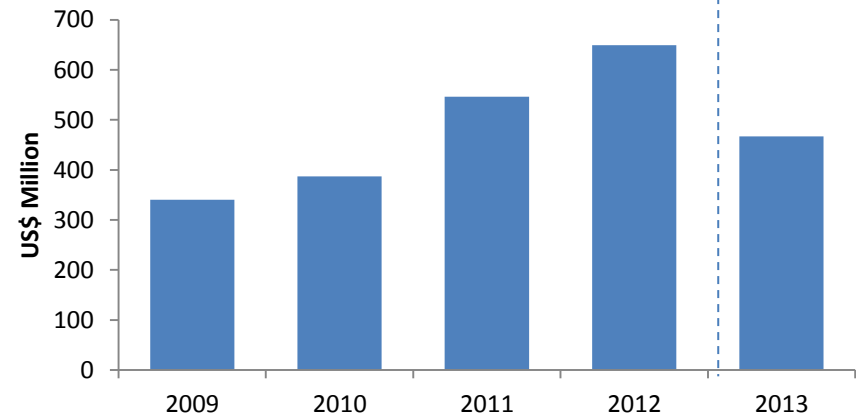
# Financial Performance

---

## Revenues<sup>1</sup>



## Net Income<sup>1</sup>

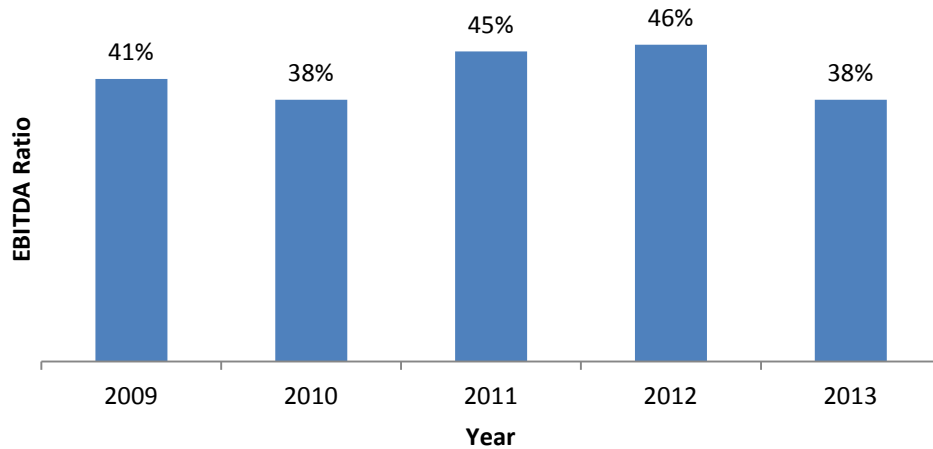


Note: <sup>1</sup> 2009-2013 figures are based on IFRS numbers.

# Financial Performance

---

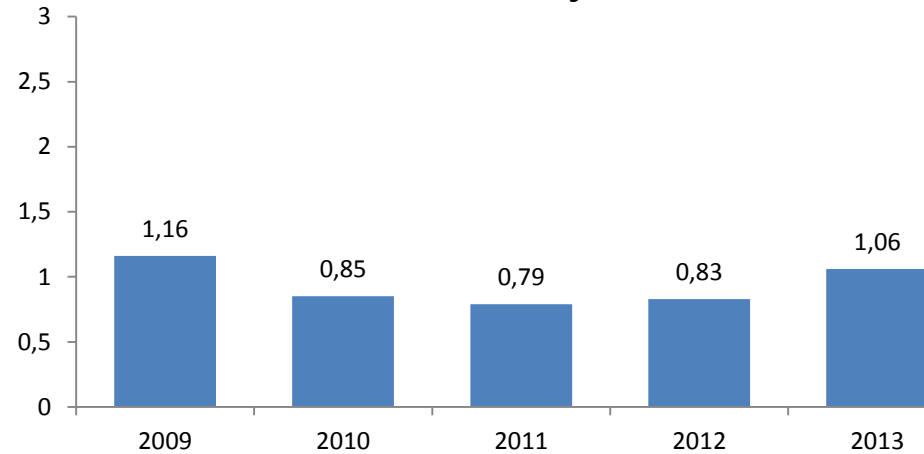
## EBITDA/Revenues



Note: <sup>1</sup> 2009-2013 figures are based on IFRS numbers.

<sup>2</sup> Net Financial Debt: interest bearing debt net of cash and cash equivalents, considering the effects of derivatives

## Net Financial Debt / Adjusted EBITDA





# Investment Highlights

---



1. Unique and Abundant Natural Resources
2. Sales in Diverse Industries, Sold Globally
3. SPN: Largest Global Producer
4. Potassium: Uniquely located to supply major markets
5. Iodine: Leading player in strong market with diverse uses
6. Lithium: Lowest-cost producer
7. Industrial Chemicals: Dominant Player in a Niche Market
8. Metallic Exploration: Exploration with low risk
9. Solid Financial Position and Financial Management

## Contact Information:

Gerardo Illanes: VP of Finance and IR, [gerardo.illanes@sqm.com](mailto:gerardo.illanes@sqm.com)

Kelly O'Brien: Head of Investor Relations, [kelly.obrien@sqm.com](mailto:kelly.obrien@sqm.com)