

# 1Q2026 RESULTS PRESENTATION

May 2026

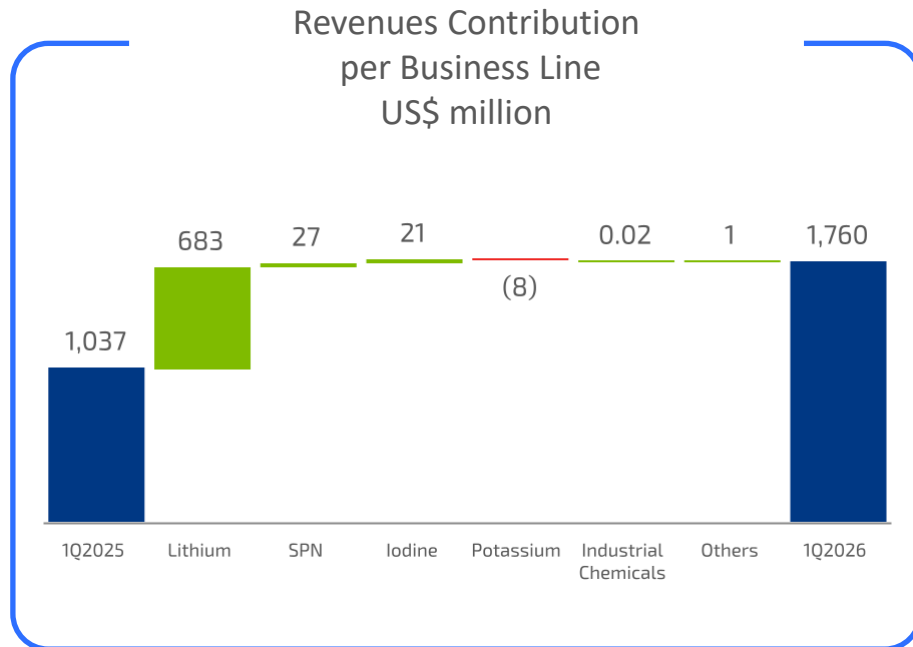



## Customary note regarding forward- looking statements

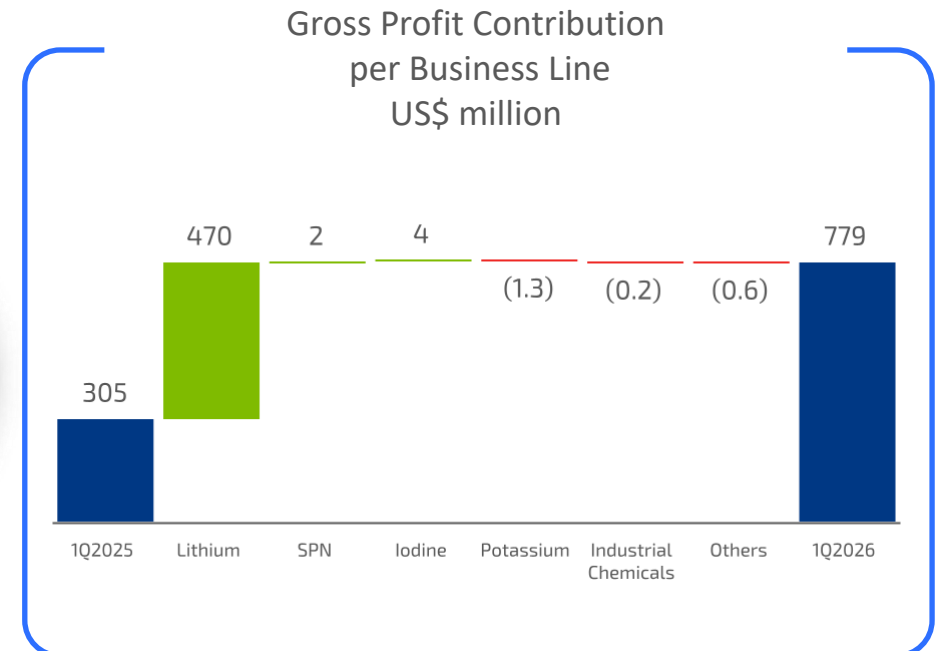
This presentation release contains “forward-looking statements” within the meaning of the safe harbor provisions of the U.S. Private Securities Litigation Reform Act of 1995. Forward-looking statements can be identified by words such as: “anticipate,” “plan,” “believe,” “estimate,” “expect,” “strategy,” “should,” “will” and similar references to future periods. Examples of forward-looking statements include, among others, statements we make concerning the Company’s capital expenditures, financing sources, Sustainable Development Plan, Salar Futuro project, partnership with Codelco, business outlook, future economic performance, anticipated profitability, revenues, expenses, or other financial items, anticipated cost synergies and product or service line growth.

Forward-looking statements are neither historical facts nor assurances of future performance. Instead, they are estimates that reflect the best judgment of SQM management based on currently available information. Because forward-looking statements relate to the future, they involve a number of risks, uncertainties and other factors that are outside of our control and could cause actual results to differ materially from those stated in such statements, including our ability to successfully implement the Sustainable Development Plan. Therefore, you should not rely on any of these forward-looking statements. Readers are referred to the documents filed by SQM with the United States Securities and Exchange Commission, specifically other important risk factors that could cause actual results to differ from those contained in the forward-looking statements. All forward-looking statements are based on information available to SQM on the date hereof and SQM assumes no obligation to update such statements, whether as a result of new information, future developments or otherwise, except as required by law.

# Summary of First Quarter 2026 Results

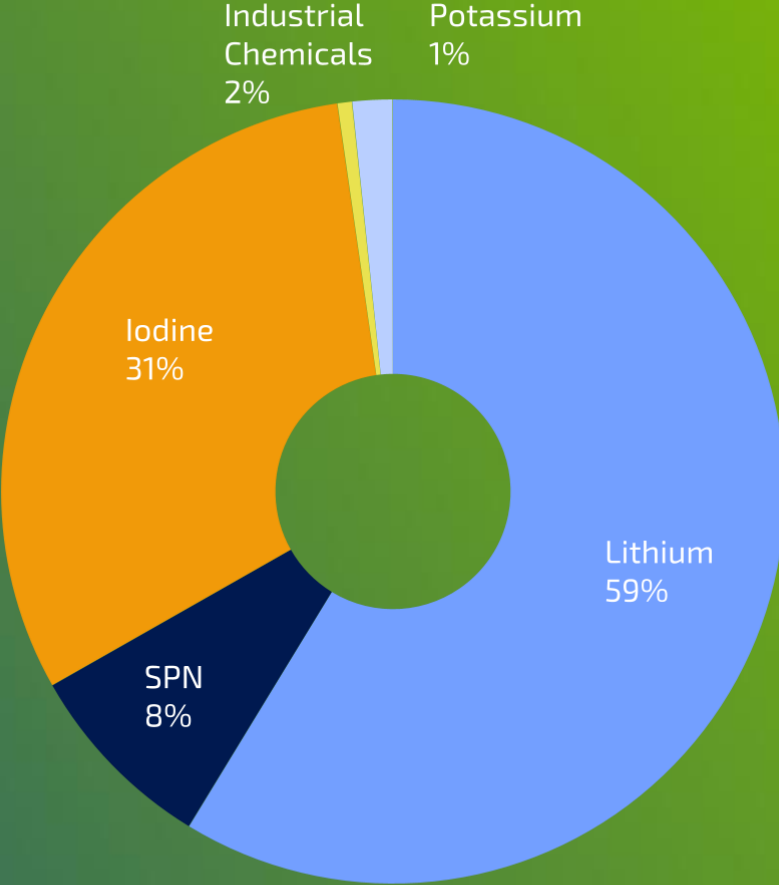


Earnings per Share  
US\$1.28



# Main Business Line Results – Key Drivers 1Q 2026 vs 1Q 2025

- Lithium: strong sales volumes (+25%), with higher year-on-year average sales prices (+88%)
- Iodine: higher sales volumes (+7% ) and slightly higher average sales prices (+1%)
- SPN: higher sales volumes (+7%) and higher average sales prices (+5%)



LTM<sup>1</sup> Gross Profit Contribution

<sup>1</sup>Last twelve months as of March 31, 2026.

# Lithium: Strong Prices and Sales Volumes



## Lithium and derivatives

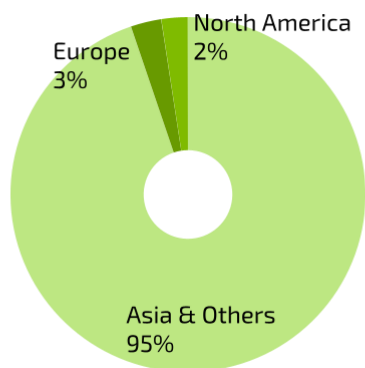
LTM<sup>1</sup> Revenue: US\$2,971 million

LTM<sup>1</sup> Gross Profit US\$1,073 million

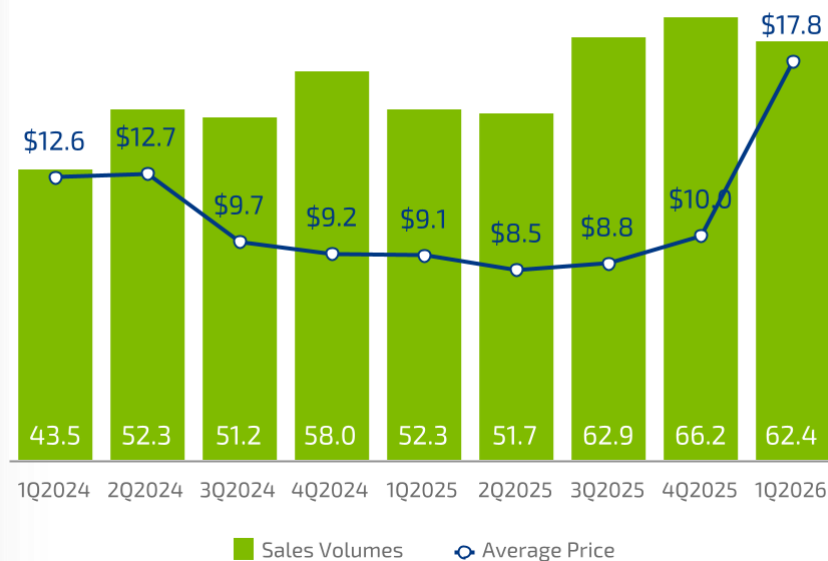
### Global Lithium Market

- We expect global lithium market demand to exceed 1.9 million MT in 2026.
- Current market dynamics indicate a tight supply-demand balance through most of 2026.

### LTM<sup>1</sup> Geographic Sales Distribution



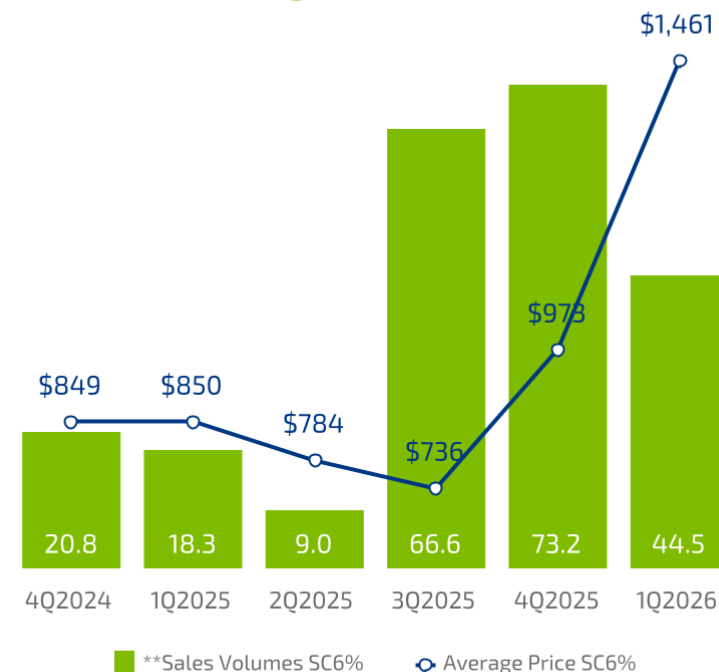
Quarterly Sales Volumes (kMT) & Average Price (US\$/kg)



### Novandino Lito

We expect sales volume to increase over 15% in 2026 compared to 2025.

\*Quarterly SC6% Sales Volumes (kMT) & Average Price (US\$/MT)



### International Lithium Division

Mt Holland mine and concentrator delivered strong operational performance, while the Kwinana refinery continues to progress through its ramp-up phase.

<sup>1</sup> Last twelve months ended March 31, 2026.

\*Reflects Spodumene Concentrate (SC6%) sales prices.

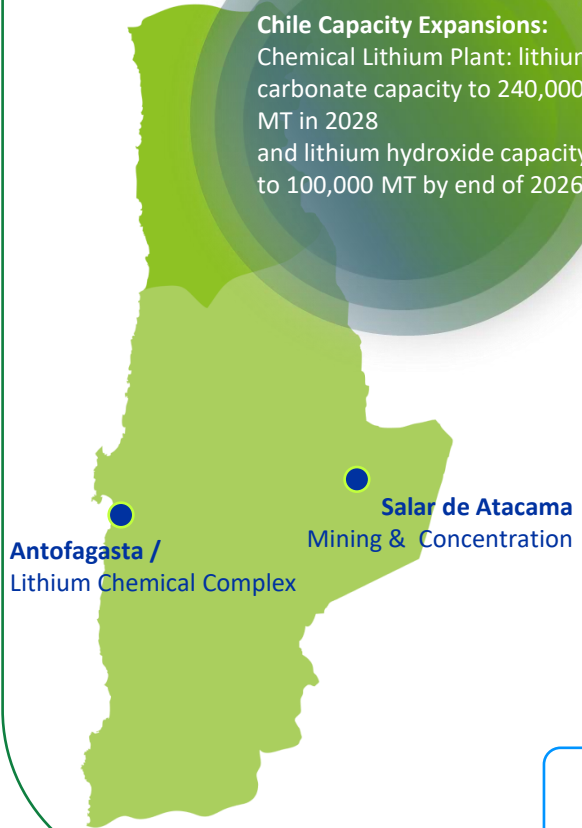
\*\*LiOH (in LCE) sales volumes are presented in SC6% units, using the corresponding lithium content conversion factor (6.74x).

# SQM Lithium: Integrated Production, Sustainable Solutions, Full Traceability



## Chile

**Chile Capacity Expansions:**  
Chemical Lithium Plant: lithium carbonate capacity to 240,000 MT in 2028 and lithium hydroxide capacity to 100,000 MT by end of 2026.

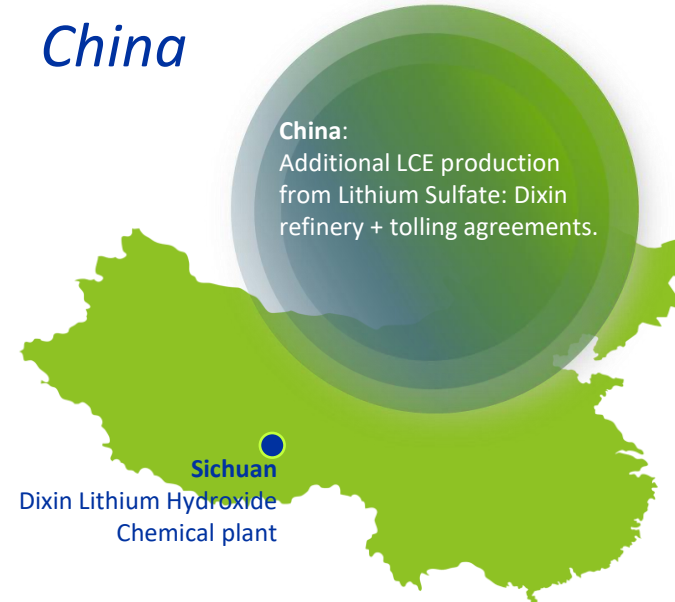


Novandino Litio



## China

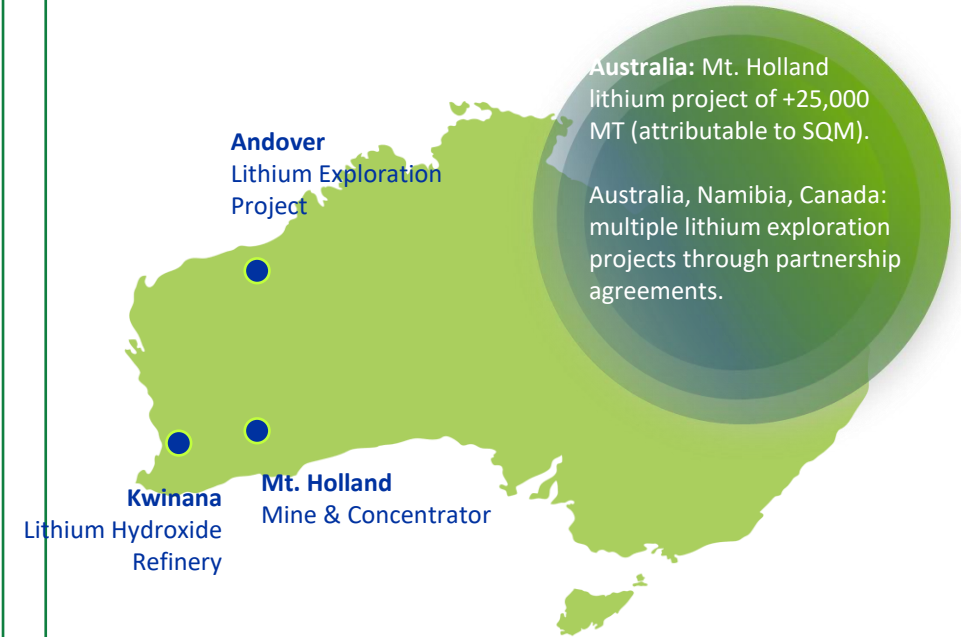
**China:**  
Additional LCE production from Lithium Sulfate: Dixin refinery + tolling agreements.



## Australia & others

**Australia:** Mt. Holland lithium project of +25,000 MT (attributable to SQM).

Australia, Namibia, Canada: multiple lithium exploration projects through partnership agreements.



International Lithium Division



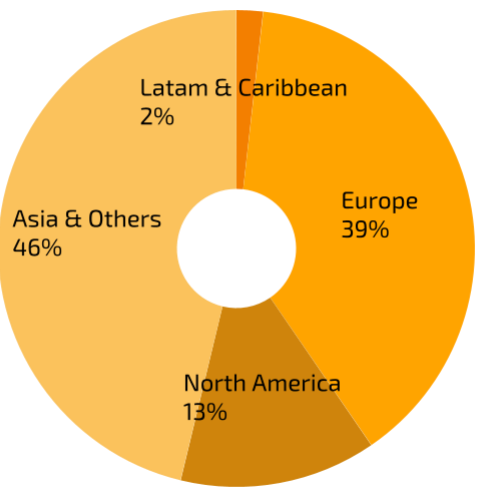
# Iodine and Derivatives: Capturing Demand Growth in High Price Environment



Iodine and derivatives

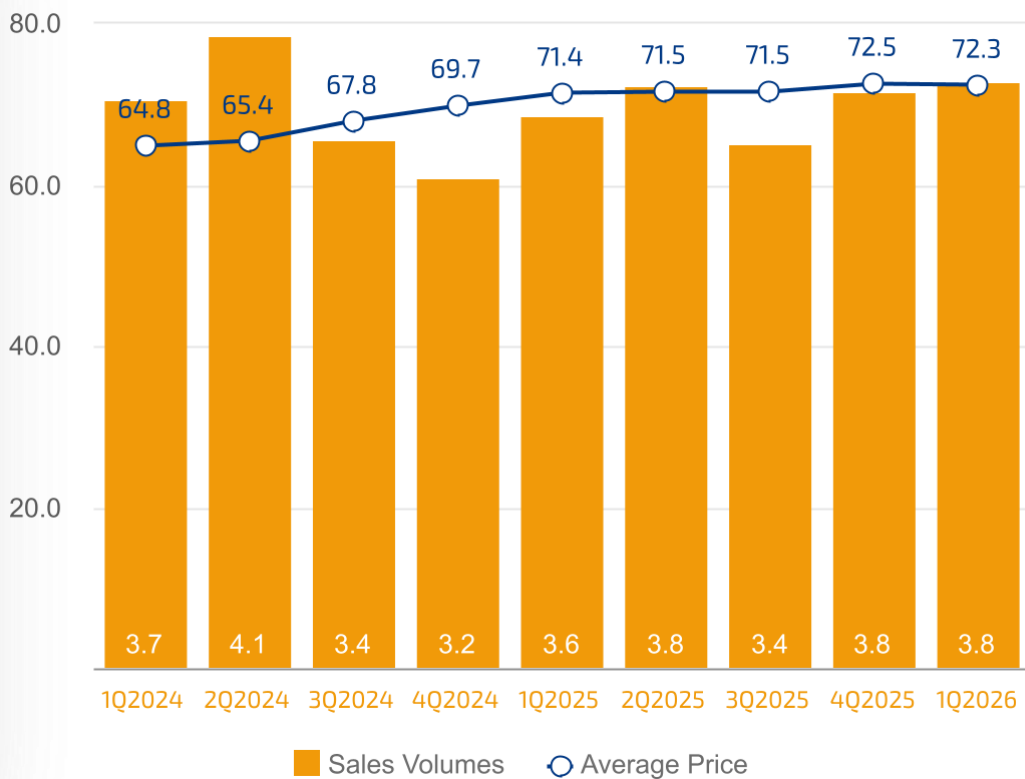
LTM<sup>1</sup> Revenue: US\$1,064 million

LTM<sup>1</sup> Gross Profit US\$566 million



~37% Market Share<sup>2</sup>

Quarterly Sales Volumes (kMT) & Average Price (US\$/kg)



## Global Iodine Market

- We expect the market demand to grow approx. 3% in 2026 vs 2025.
- Market demand primarily driven by the x-ray contrast media applications.

## SQM Iodine & Derivatives

- For 2026, we expect similar or slightly higher sales volumes than 2025.
- We continue to see prices at a high level due to current balance between supply and demand.
- Investment in expanding production capacity continues with the construction of our Seawater Pipeline, which is currently under commissioning.

<sup>1</sup> Last twelve months ended March 31, 2026.  
<sup>2</sup> Market share as of December 31, 2025. Market share percentages have been developed by us using internal and external sources and reflect our best current estimates, which have not been confirmed by independent sources.

# Iodine - Plant Nutrition Division: Maintaining Leading Position & Supporting Future Growth



Iodine production over 15,000 MT in 2026 from operations:

- Nueva Victoria
- Pampa Blanca
- Maria Elena
- Pedro de Valdivia

Greenfield project (Pampa Orcoma) adding additional iodine capacity, using seawater, projecting 2.5 thousand MT in the coming years.

Nueva Victoria: 900 l/s seawater pipeline currently under commissioning (project TEA).

IODINE  
PLANT  
NUTRITION



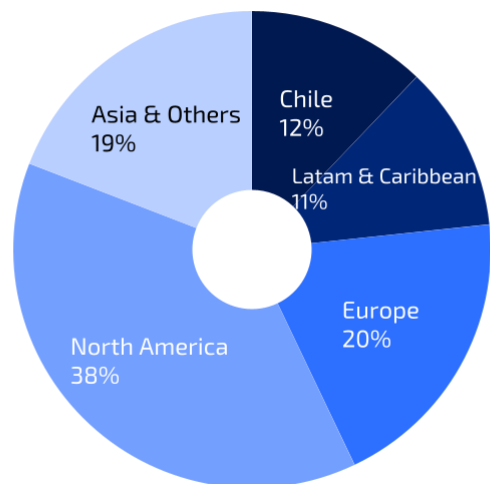
# Specialty Plant Nutrition: Favourable Market Conditions Supporting Specialty Blends



## Specialty Plant Nutrition

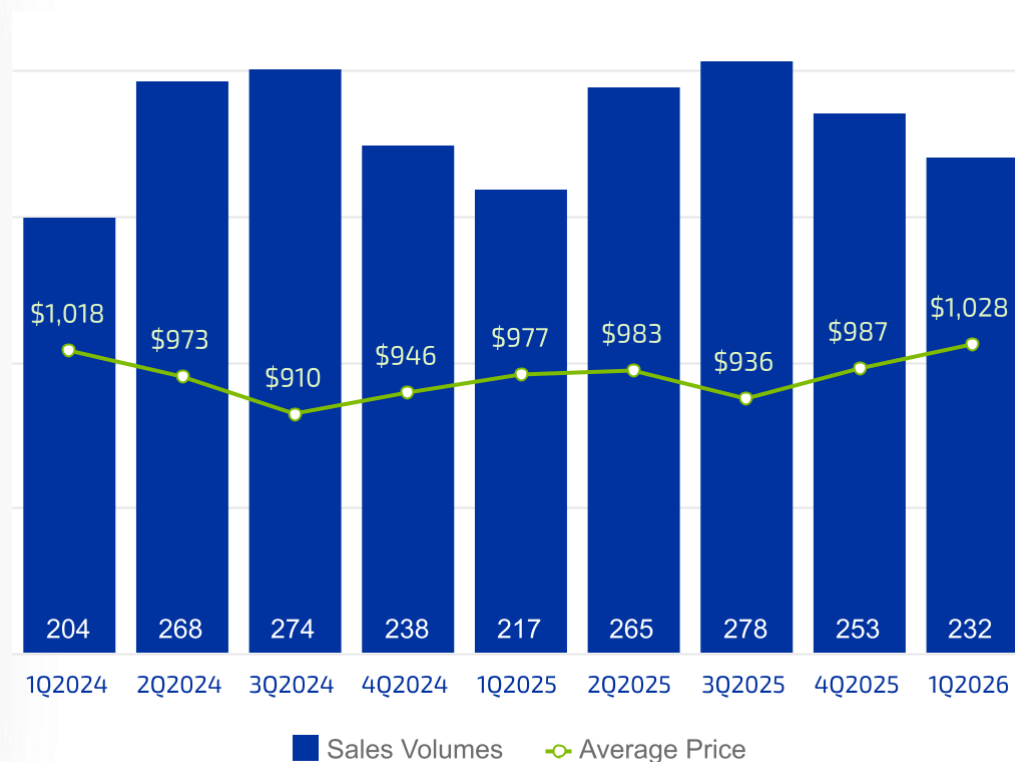
LTM<sup>1</sup> Revenue: US\$1,009 million

LTM<sup>1</sup> Gross Profit US\$147 million



~39% Market Share<sup>2</sup>

### Quarterly Sales Volumes (kMT) & Average Price (US\$/MT)



## SPN market outlook

- For 2026, we expect sales volume growth of 10% compared to 2025.
- We are strengthening our Specialty Blends and Others business units to strategically allocate supply in the most attractive markets.

<sup>1</sup> Last twelve months ended March 31, 2026.

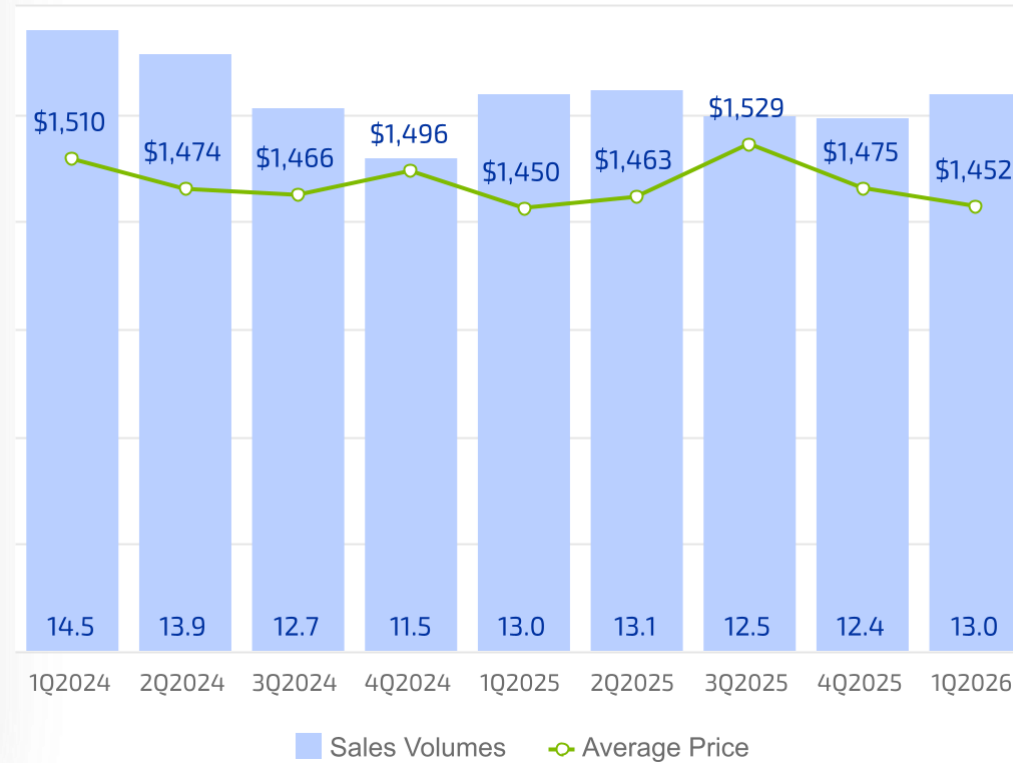
<sup>2</sup>Market share as of December 31, 2025. Market share percentages have been developed by us using internal and external sources and reflect our best current estimates, which have not been confirmed by independent sources.

# Industrial Chemicals: Stable Outlook



## Industrial Chemicals

Quarterly Sales Volumes (kMT) & Average Price (US\$/MT)



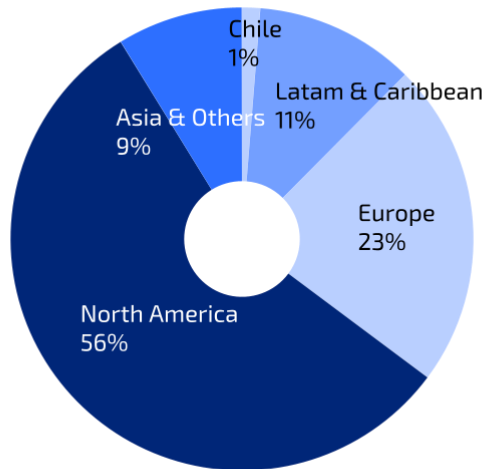
## Global Industrial Chemicals Market

- Industrial potassium nitrate market prices remains relatively stable.

## SQM

- For 2026 we expect stable sales volumes in an stable price level environment.

LTM<sup>1</sup> Revenue: US\$75 million  
LTM<sup>1</sup> Gross Profit US\$30 million



~13% Market Share<sup>2</sup>

<sup>1</sup> Last twelve months ended March 31, 2026.

<sup>2</sup>Market share for the as of December 31, 2025. Estimated figure represents share for the industrial potassium nitrate market. Market share percentages have been developed by us using internal and external sources and reflect our best current estimates, which have not been confirmed by independent sources.

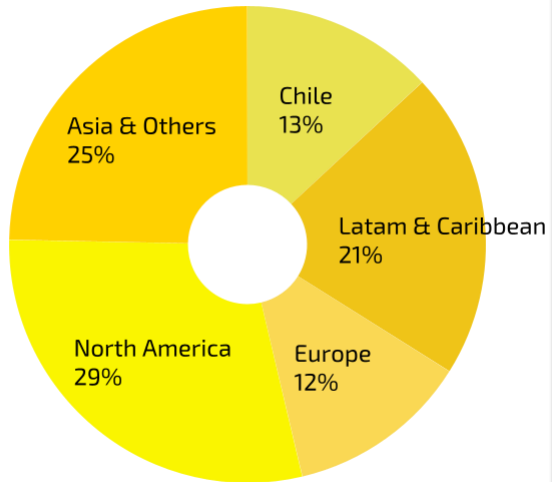
# Potassium: Demand Recovery and Strong Average Price



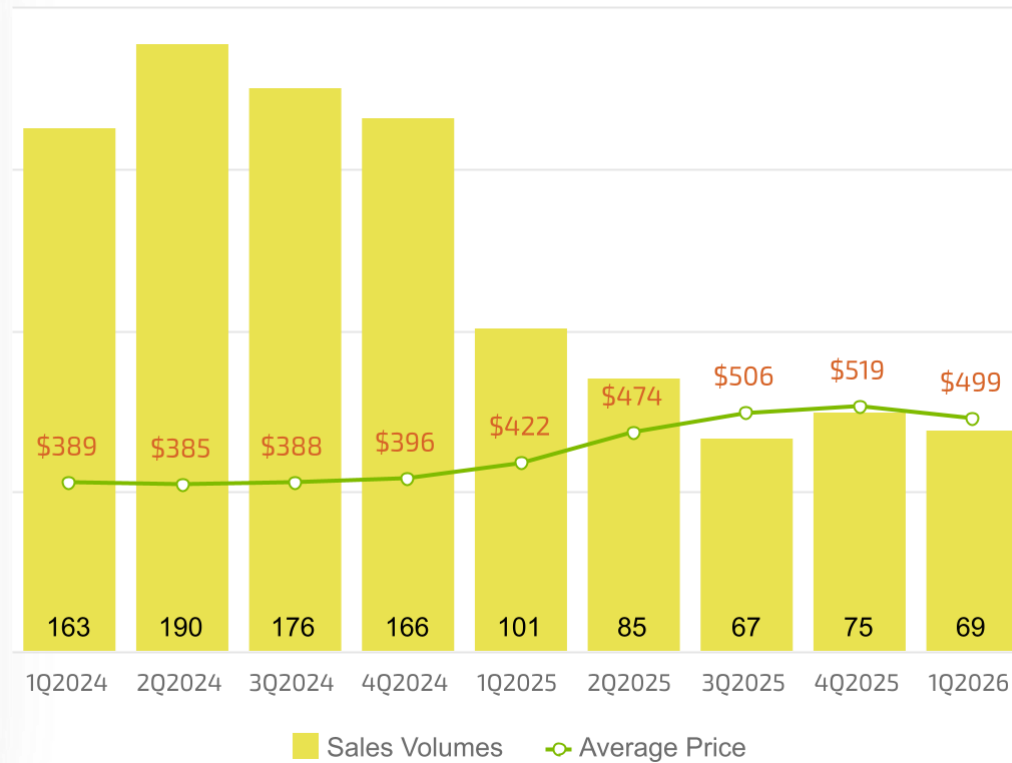
## Potassium

LTM<sup>1</sup> Revenue: US\$147 million

LTM<sup>1</sup> Gross Profit US\$11 million



Quarterly Sales Volumes (kMT) & Average Price (US\$/MT)



## Global Potash Market

- Healthy market demand and stable pricing environment.

## SQM Potassium

- Potassium sales volume for 2026 is expected to decline by 50% compared to 2025.

<sup>1</sup> Last twelve months ended March 31, 2026.



Solutions  
for human  
progress

## Contact Information

Gerardo Illanes

CFO

[gerardo.illanes@sqm.com](mailto:gerardo.illanes@sqm.com)

Isabel Bendeck

Head of Investor Relations

[isabel.bendeck@sqm.com](mailto:isabel.bendeck@sqm.com)

Megan Suitor

Investor Relations

[megan.suitor@sqm.com](mailto:megan.suitor@sqm.com)

