



SQM

INVESTOR DAY 2017



Important Notice

SQM

Statements in this presentation concerning the Company's business outlook or future economic performances, anticipated profitability, revenues, expenses, or other financial items, anticipated cost synergies and product or service line growth, together with other statements that are not historical facts, are "forward-looking statements" as that term is defined under Federal Securities Laws.

Any forward-looking statements are estimates, reflecting the best judgment of SQM based on currently available information and involve a number of risks, uncertainties and other factors that could cause actual results to differ materially from those stated in such statements.

Risks, uncertainties, and factors that could affect the accuracy of such forward-looking statements are identified in the public filing made with the Securities and Exchange Commission, and forward-looking statements should be considered in light of those factors.

01.

Patricio de Solminihac, CEO

03.

Juan Carlos Barrera,
VP Operations Potassium & Lithium

05.

Q&A

02.

Carlos Díaz, VP Operations Nitrates & Iodine

04.

Gerardo Illanes, VP Finance & IR

Presentation will be available at our website
www.sqm.com



INVESTOR
DAY
PROGRAM



Patricio de Solminihac
CEO of SQM



01.

PATRICIO
DE SOLMINIHAC



CEO of SQM

The background of the slide is a photograph of an industrial facility, likely a fertilizer plant, during sunset. The sky is a mix of orange, red, and blue. In the foreground, there are large, flat, light-colored areas, possibly salt flats or drying beds, which reflect the colors of the sky. In the middle ground, there are several large industrial buildings, some with white roofs, and various structures like towers and conveyor belts. The overall scene is dimly lit, with some lights from the facility visible.

SQM Strategy is based on:

Strengthening internal processes to ensure access to key resources necessary for the sustainability of our business

Extending M1 (lean operations) to the entire organization to improve our cost position, enhance quality and guarantee safety

Investing in the development of the specialty fertilizer market, including product differentiation, sales channel management and price optimization

Recovering iodine market share, seeking opportunities for consolidation and vertical integration and investing in the development of industrial applications for nitrates

Searching for and investing in lithium and potassium assets outside Chile to leverage our operational capabilities, take advantage of the current attractive market for lithium and ensure access to raw materials to produce potassium nitrate

SQM Strategy Recap

Business line	SPN	MOP	IODINE	IQ	LITHIUM
<p>2016 Recap</p>	<p>Add value to KNO₃</p>	<p>Low-cost producer</p>	<p>Increase market share</p>	<p>Solar salts – 200,000 MT base sales volumes by 2020</p>	<ul style="list-style-type: none"> • Grow and diversify geographically • JV with LAC (Exar project, Argentina)
<p>2017 and Beyond</p>	<ul style="list-style-type: none"> • Nitrates capacity expansion in Chile to 1.5m MT • Currently 16 WSNPK plants; further market development • New Production plants • Continued cost improvement for all products 	<ul style="list-style-type: none"> • Development of Kore Potash Project • Continued cost improvement for all products 	<ul style="list-style-type: none"> • More than 35% market share; >12k sales volumes in 2017 • New capacity expansion • Look for new projects in iodine derivatives 	<ul style="list-style-type: none"> • 2017 sales volumes expected 100,000 MT 	<ul style="list-style-type: none"> • Exar project on track for 2019 • JV with Kidman Resources (Mt. Holland, Australia) • Look for new lithium projects outside Chile • Leadership position in the market

New Board of Directors



Eugenio Ponce
Chairman



Gerardo Jofré
Vice Chairman



Joanne Boyes
Board member



Hernán Büchi
Board member



Gonzalo Guerrero
Board member



Bob Kirkpatrick
Board member



Fernando Massu
Board member



Arnfinn Prugger
Board member



Sustainable Business



Our goal –
Zero Accident
rate

Safety

Sustainable business

OPERATIONAL RISK MANAGEMENT SYSTEM (SISGRO)

Safety is a core value at SQM and is integrated into our work system and daily actions. We strive to build a preventive culture, which has enabled us to care for and protect our employees

KEY CONCEPTS OF THE SYSTEM:

- Leadership
- Behavior-based prevention
- Joint committees
- Reporting and investigating incidents
- On-site activities
- Compliance
- Emergency plans
- Training
- Tone from the top

Integrity: All Stakeholders

JOB
10,050

COMMUNITIES NEAR SQM OPERATIONS IN THE TARAPACÁ AND ANTOFAGASTA REGIONS.

Professional development
Internal mobility program

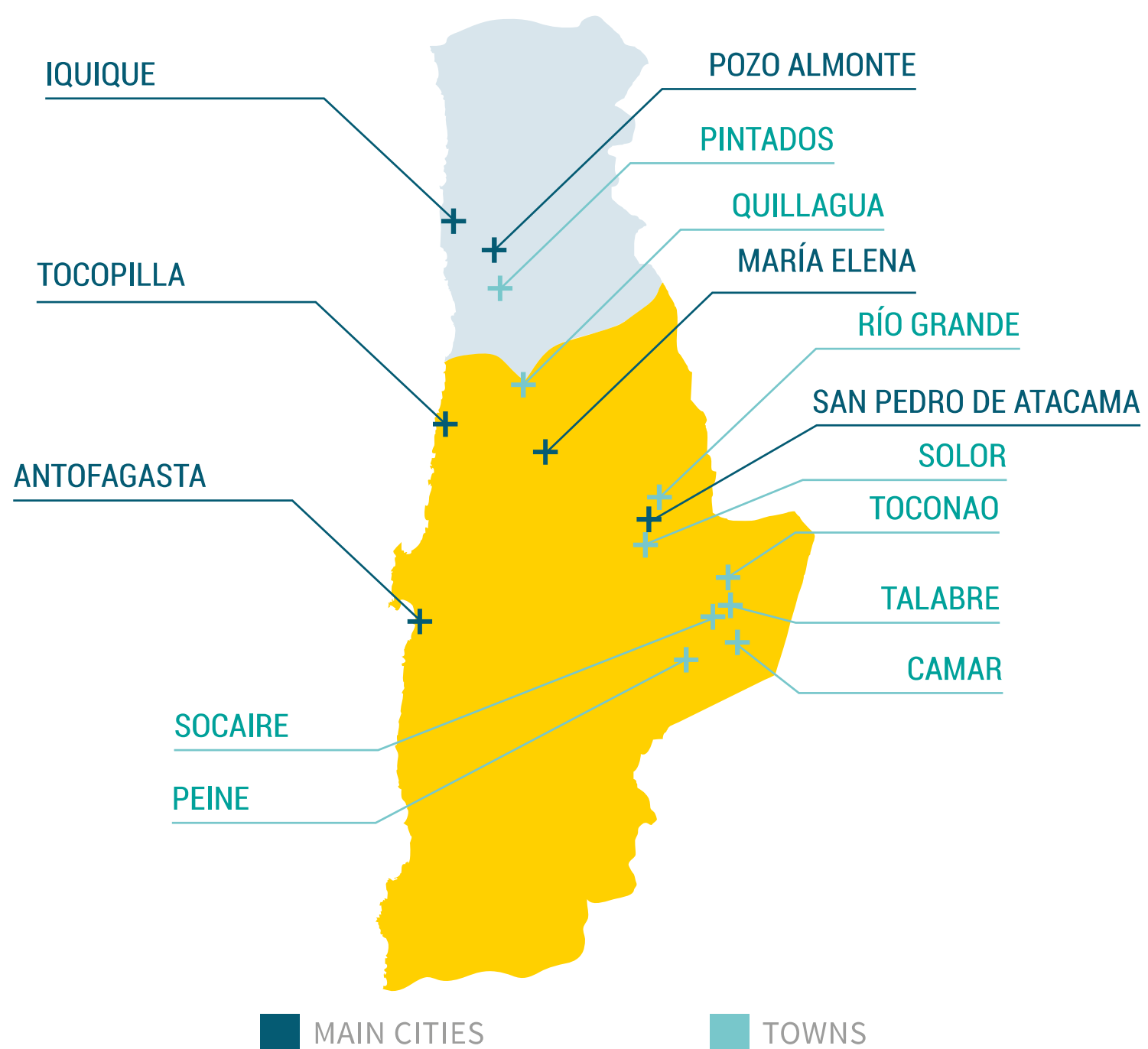
COMPANY
EMPLOYEES
IN CHILE
4,534

52,175
TRAINING
HOURS

14.6%

WOMEN WORKING AT SQM
AROUND THE WORLD

Graduate and post-graduate
scholarships



98
SCHOLARSHIPS
AWARDED
IN 2016


368
POSITIONS
WERE FILLED THROUGH
THE INTERNAL MOBILITY
PROGRAM.





+5,000

TAMARUGO TREES PLANTED BY SQM



SQM DOES NOT PRODUCE, IMPORT OR EXPORT ANY OZONE DEPLETING SUBSTANCES.



94.3 %

OF THE ENERGY USED AT OUR OPERATIONS IS SOLAR.

Environment

Sustainable business



423,731 M3

OF WATER FROM TREATED DOMESTIC LIQUID WASTE WAS REUSED IN THE PRODUCTION PROCESSES AT OUR FACILITIES IN COYA SUR AND PEDRO DE VALDIVIA IN 2016.

Salar del Carmen operates with 100% reused water

DIRECT AND INDIRECT ENERGY CONSUMPTION 2016

	2016
Solar energy	87,625,310
Electricity	1,866,756
Diesel	1,455,894
Natural gas	864,951
Liquefied gas	55,047
Bunker fuel	1,037,029
Gasolina	532
TOTAL (GJ)	92,905,519

ENVIRONMENTAL MANAGEMENT SYSTEM

Annual internal environmental audits done at all production facilities. Independent environmental audits for the operations at Salar de Atacama and Salar del Carmen.

- Environmental monitoring and early warning plans at all operations
- Identification of opportunities for improvement and implementation of continuous improvement actions for environmental performance
- Annual environmental training program for SQM employees and contractors

ALL SQM MONITORING PLANS COVER:

VEGETATION, FLORA, FAUNA, AQUATIC BIOTA, AMONG OTHER VARIABLES

Efficiency

Mining for
leadership
with lean
management



M1-SQM'S PATH TO OPERATIONAL EXCELLENCE

At the end of 2013, SQM began a transformation towards operational excellence, through the implementation of a lean project with the support of McKinsey, focusing on the continuous improvement and innovative approach to problem solving, with the participation and commitment of all SQM.

M1 – SQM LEAN OPERATION

- Stimulate personal and collective growth for all employees.
- New way of doing things, based on team work and operational excellence.
- A methodology to facilitate our work and efficiently identify good practices and opportunities for improvement.



LITHIUM MARKET



Lithium

FUTURE FOCUS
ABUNDANT MINERAL

- Lithium is an abundant resource
- Lithium is found in:
 - Continental brines (100-2,700 ppm)
 - Dried out “Salares” (e.g. Atacama in Chile, Hombre Muerto in Argentina and Uyuni in Bolivia)
 - Salt lakes (e.g. Zhabuye and Qinghai in China)
 - Minerals (2,300-18,000 ppm)
 - About 145 mineralogical species, however only a few are commercial sources of Lithium (e.g. spodumene, petalite and lepidolite)
 - Other resources
 - Oil field brines (e.g. Smackover, Texas, USA) (60-500 ppm)
 - Geothermal brines (e.g. Imperial Valley, California, USA) (50-400 ppm)
 - Sedimentary clays (e.g. hectorites in USA y jaderites in Serbia) (2,000-3,000 ppm)
 - Sea water (0.17 ppm)



BRINE

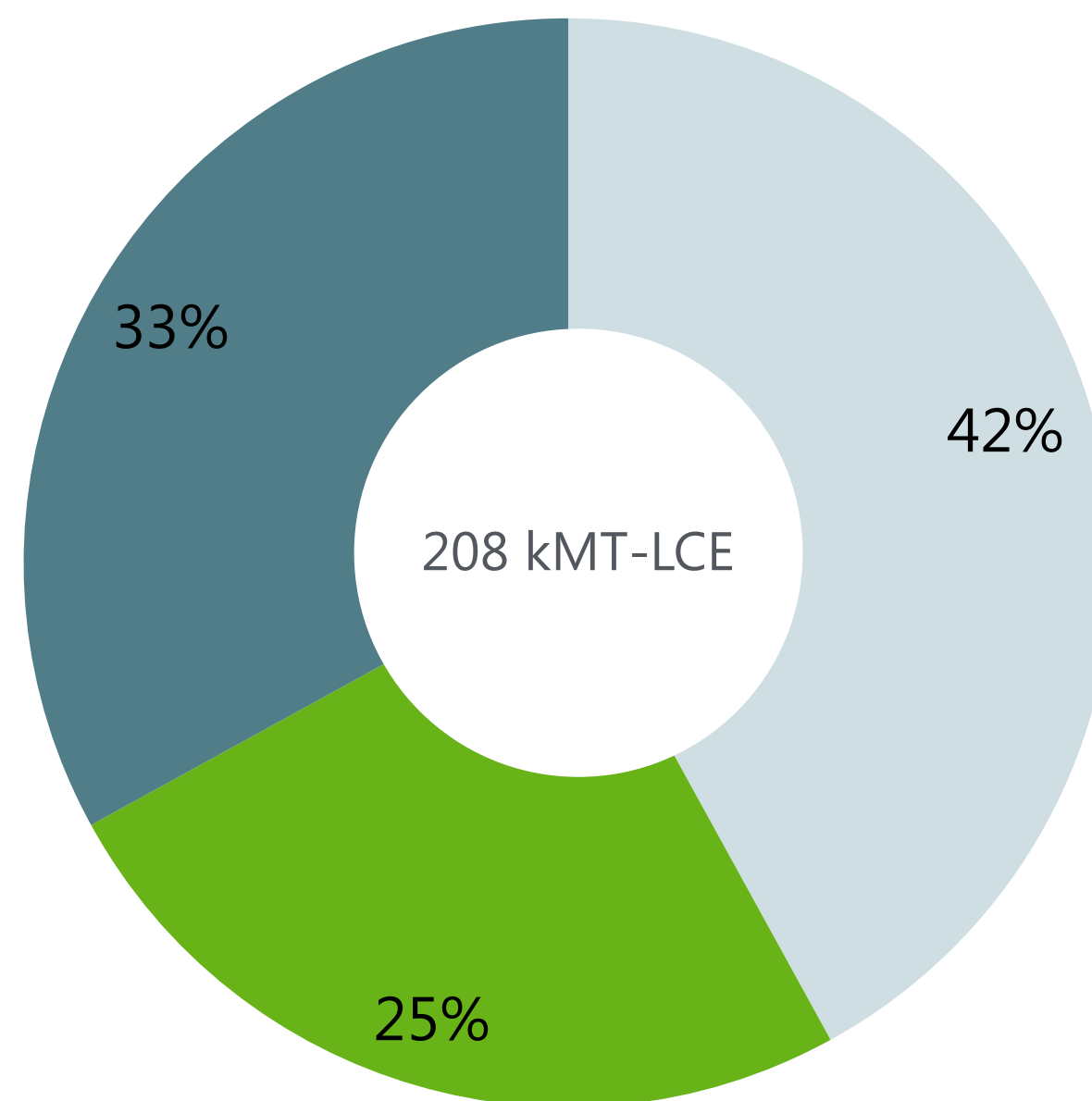


MINERALS

Lithium Demand


MAIN USES

Lithium Chemicals Demand 2017



■ Others
 ■ EVs batteries
 ■ Other batteries
 □

Energy Storage
expected to account
for 58% of demand in
2017

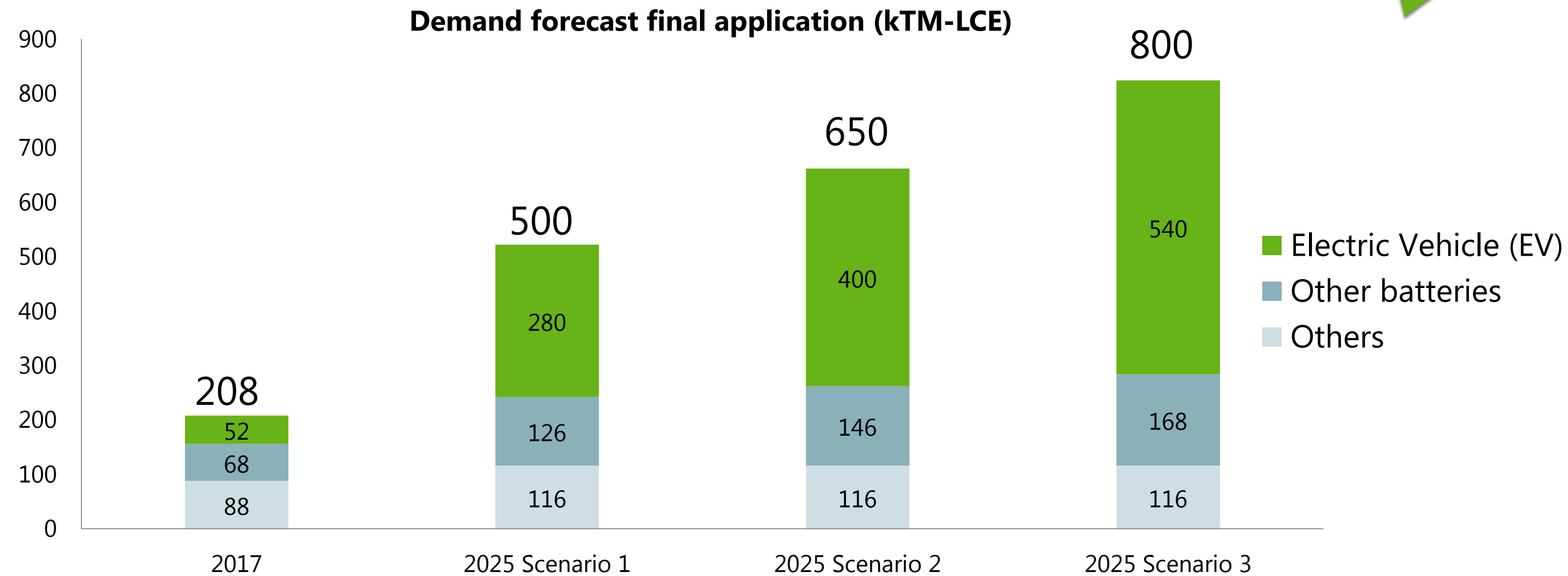


Demand growth is based on xEVs growth

Demand expected to double every 5 years

Lithium Demand

EVOLUTION

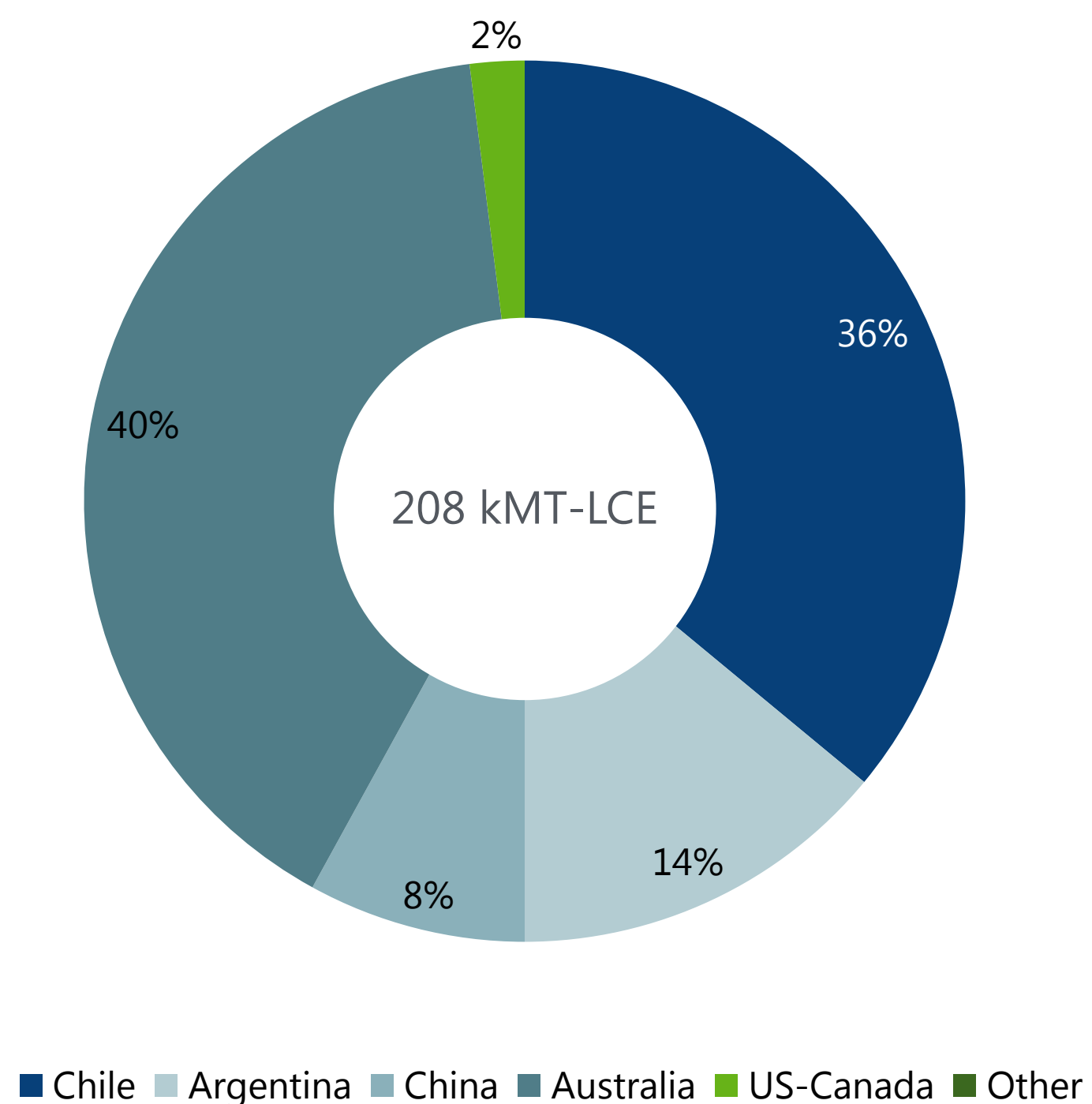


Key assumptions	2025 Scenario 1	2025 Scenario 2	2025 Scenario 3
Total vehicles, million units	100	100	100
Electric Vehicle (EV), penetration	8%	10%	12%
Avg. LCE, kg/vehicle	35	40	45
Other batteries, % growth	8%	10%	12%
Others, % growth	3.5%	3.5%	3.5%

Lithium Supply

CURRENT SITUATION

Production per country 2017



AUSTRALIA (HARD ROCK):
 Greenbushes
 Mt.Cattlin
 Mt. Marion
 Wodgina (beginning)

CHINA (HARD ROCK):
 Sichuan (Jiajika, Maerkang, Lijiagou)
 Jiangxi (Yichun, Heyuan)
 Xinjiang (Koktokay)

CHILE (BRINE):
 Salar de Atacama (SQM, ALB)

ARGENTINA (BRINE):
 Salar de Hombre Muerto (FMC)
 Olaroz (ORE)

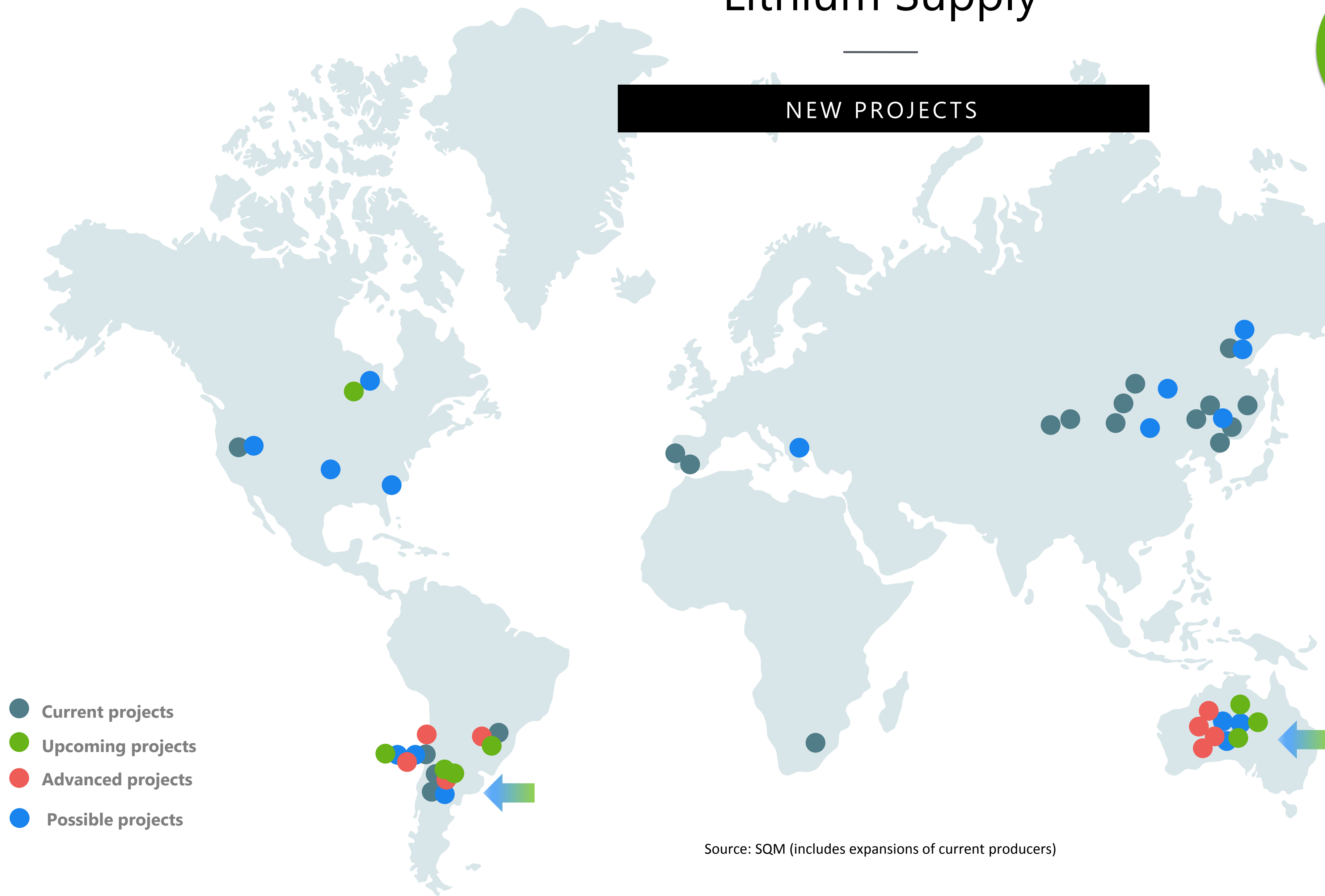
CHINA (BRINE):
 Tajinar (Citic, QLL)
 Zhabuye (Tibet)
 Chaerhan (QSLG)

Source: SQM

Lithium Supply

NEW PROJECTS

The largest concentration of new projects is in Australia (11) and Argentina (7)



Projects Status	State	Projects	Total capacity (kTM LCE)	Country	N
Upcoming	Start-up / Construction	9	133	Australia	3
				Chile	2
				Canada	1
				Argentina	2
				Brazil	1
Advanced	Plant pilot or DFS	9	149	Argentina	1
				Chile	1
				Australia	4
				Brazil	1
				Bolivia	1
				Other	1
Possible	Announced or PFS	20	325	Australia	4
				Argentina	4
				China	5
				Serbia	1
				Canada	1
				Chile	2
				Other	3
				Total	

Source: SQM (includes expansions of current producers)


SQM Lithium Projects

Argentina **LithiumAmericas**

- Minera Exar, 50/50 JV
 - Caucharí-Olaroz, Jujuy
 - Capacity 25,000 MT (I stage 2019) + 25,000 (II stage)
 - Total CAPEX (stage I+II) ~ US\$675 million
-

Australia **KIDMAN RESOURCES**

- Mt. Holland, 50/50 JV
- Capacity 40,000 MT
- Initial investment US\$110 million



SQM Lithium Projects

Chile 

LITHIUM CARBONATE

- Current capacity 48,000 MT
- Expansion to 63,000 in 2018
- CAPEX ~ US\$50 million

LITHIUM HYDROXIDE

- Current capacity 6,000 MT
- Expansion to 13,500 MT in 2018
- CAPEX ~ US\$30 million

Arbitration CORFO

1993: SQM signed lease agreement and project agreement with CORFO. Both agreements valid through 2030. Chilean Nuclear and Energy Commission (CCHEN) limits SQM to 180,100 tons of total lithium metal (~1M tons of LCE) extraction in aggregate through 2030. Lease payments – 6.8% of lithium revenues, 1.8% of potassium revenues

May 2014: Arbitration was initiated between SQM and CORFO

August 2016: CORFO formally initiates second arbitration regarding Project Agreement against SQM

September 2016: SQM formally brought third arbitration against CORFO to include the full period

September 2017: SQM looks forward to reaching an agreement with Corfo and continuing the operations in the Salar of Atacama





Vision

OF THE FUTURE

The energy storage market poses an enormous challenge for the lithium industry

Strong commitment to growth, investments in Chile and abroad

Well positioned to capture the growth of the SPN, Iodine and Solar salts markets


Focus on safety procedure, work towards a zero-accident rate

Foster strong relationships with the local communities and ensure protection of the environment

Take advantage of our know-how and our unique market positions

02.

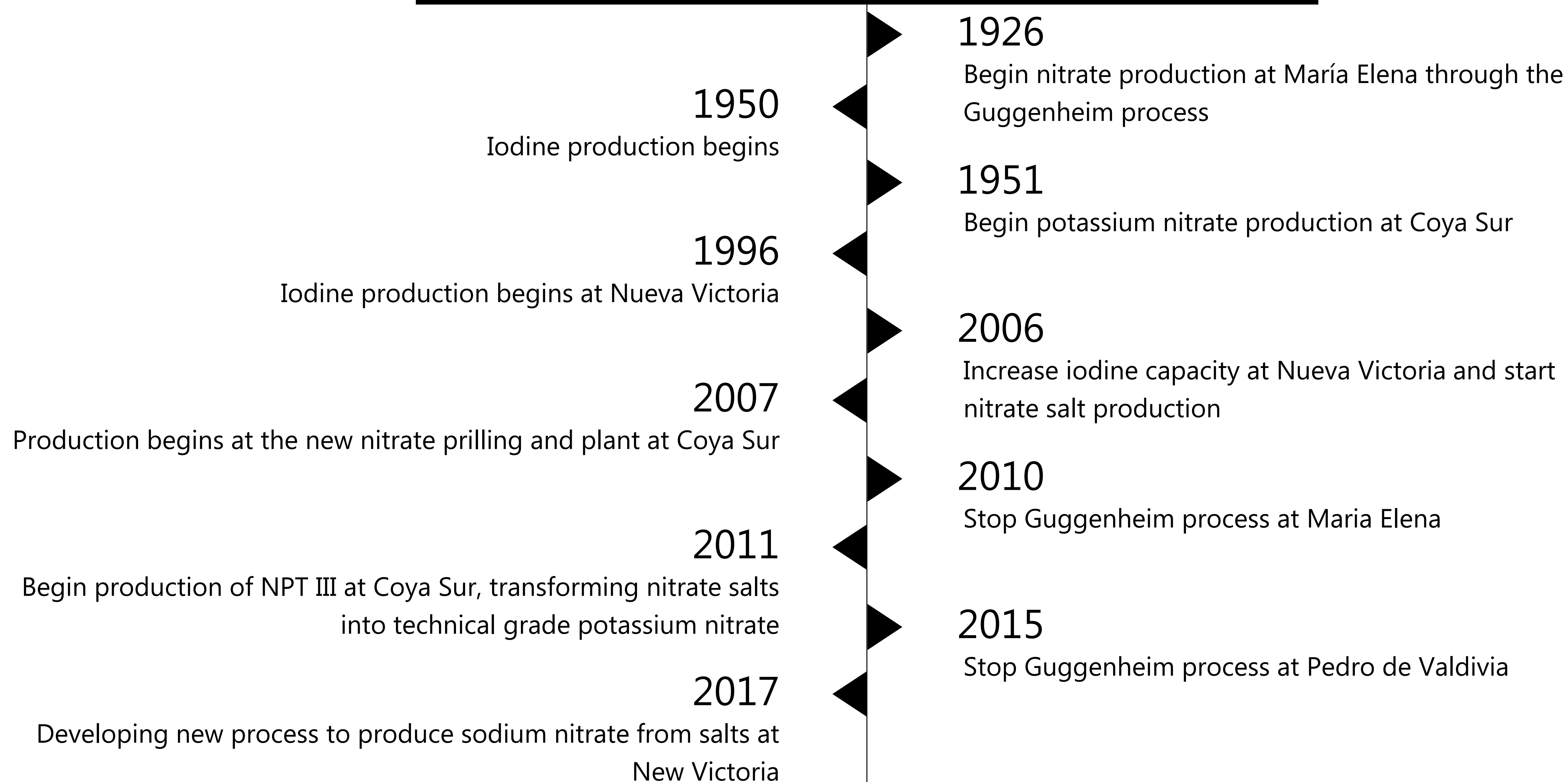
Carlos
Díaz

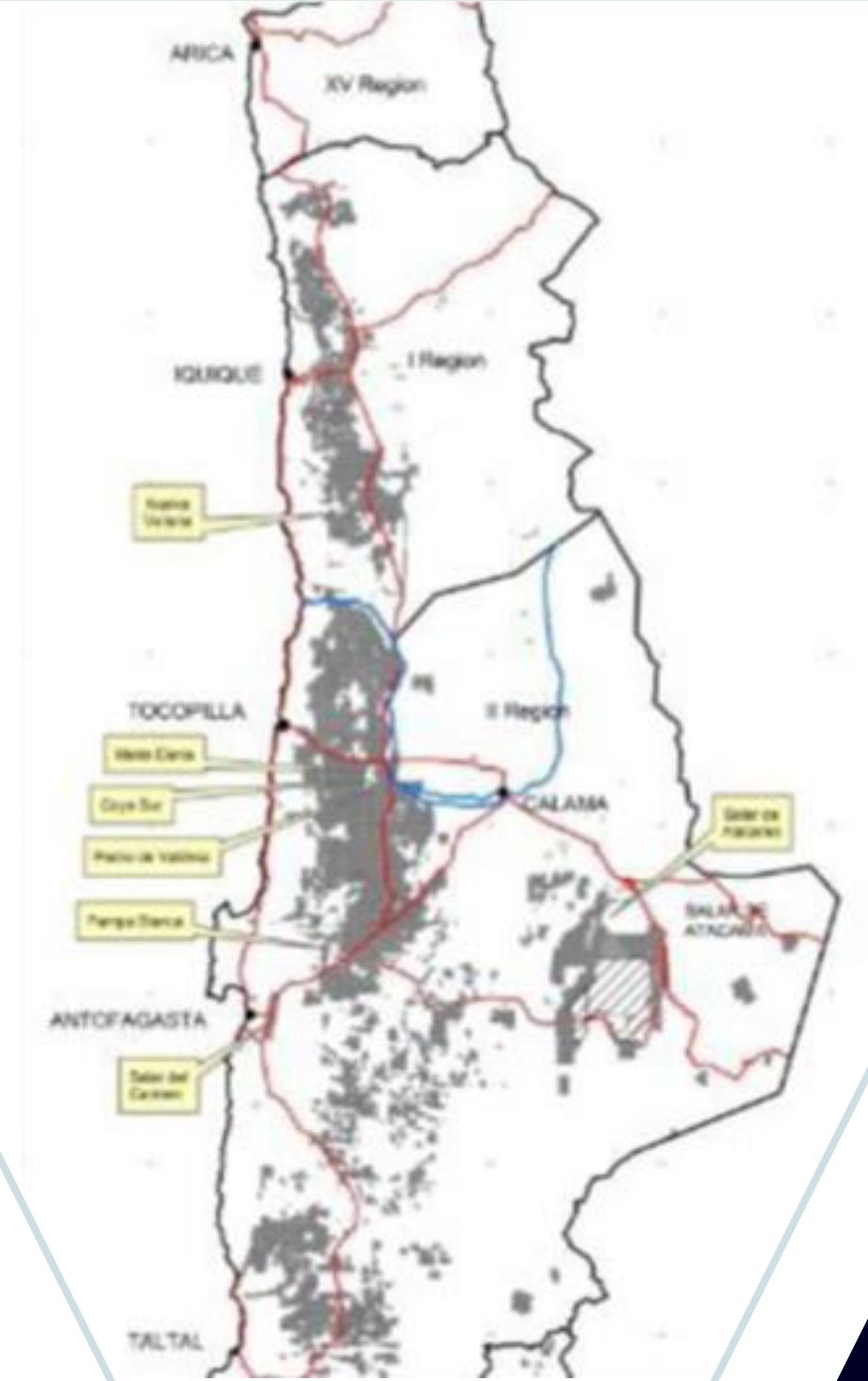


VP Operations
Nitrates & Iodine

Iodine & Nitrates Operational Highlights

A BRIEF HISTORY OF NITRATES AND IODINE OPERATIONS





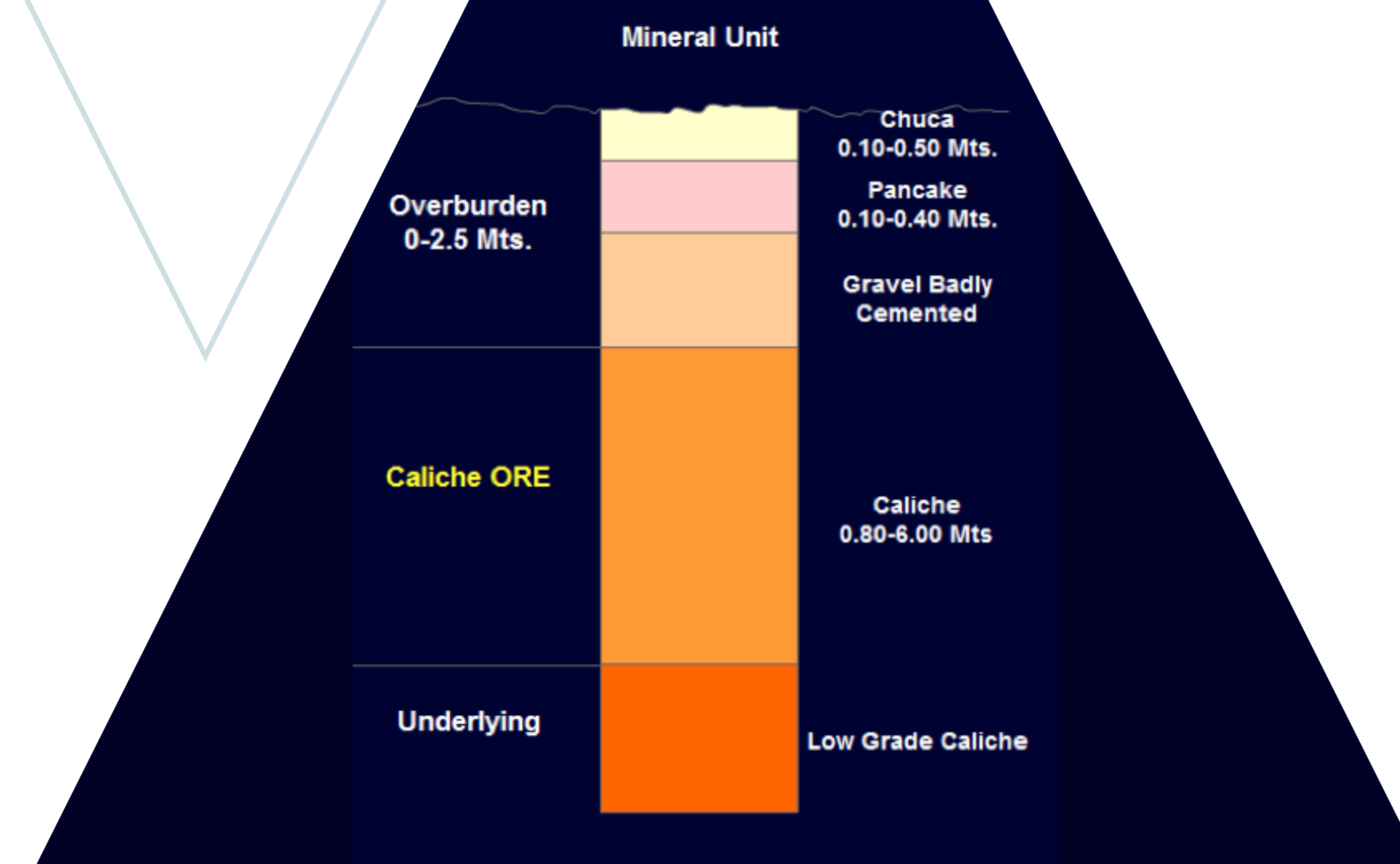
ORE RESERVES

- 25 year Horizon 2017 – 2042
I Region
(739 million MT)
- Further Reserves
I Region
(530 million MT)

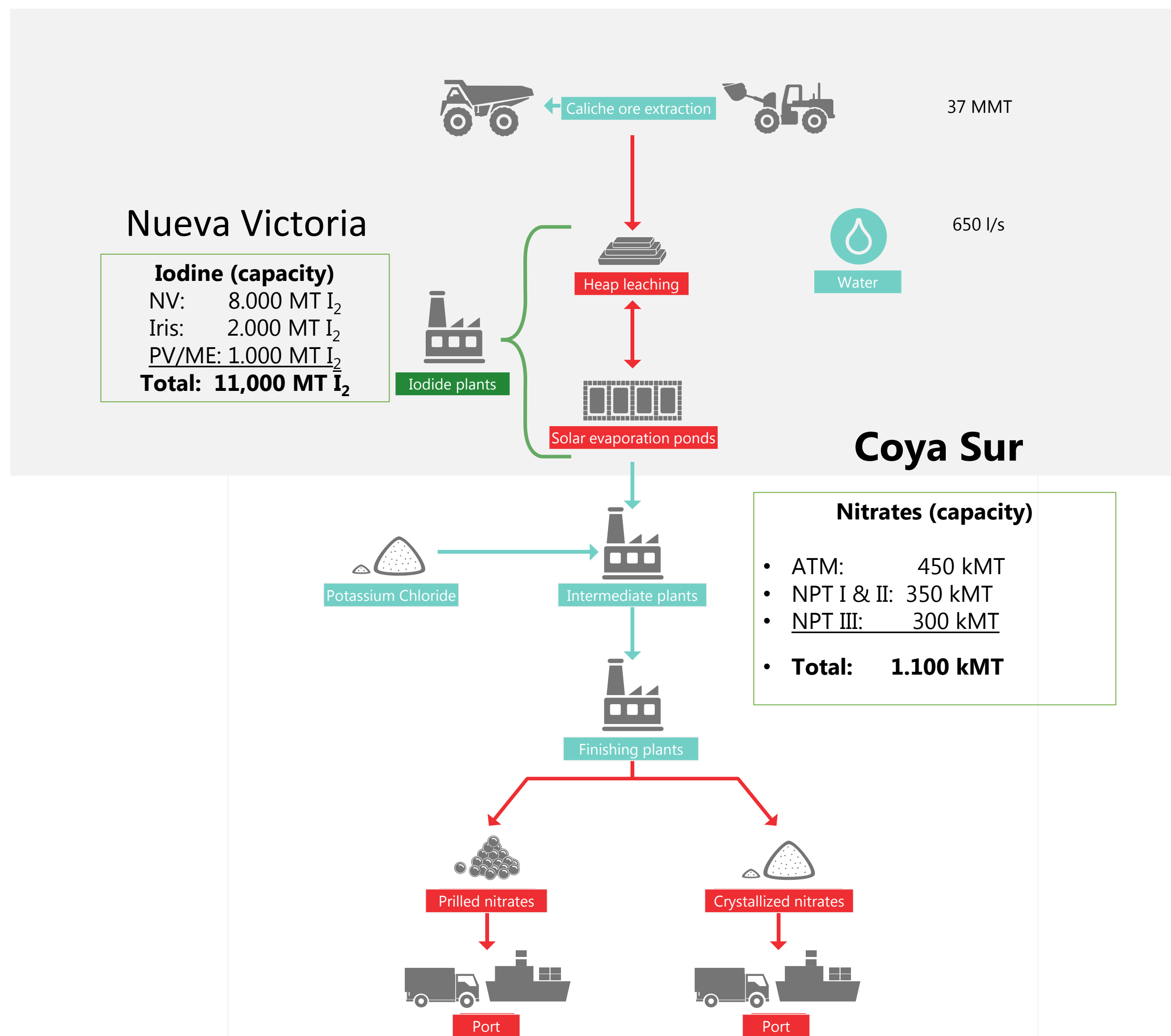
Caliche Ore

Unique to Chile, and close to the surface → A very special type of mining

- At the current production rate, SQM has confirmed caliche reserves for more than 40 years
- Caliche ore is found under a layer of barren overburden (varying in thickness between zero centimeters and two and a half meters) inseams with variable thickness up to six meters
- Know how and vast experience related to caliche exploration



Process and Production Capacity of Nitrates/Iodine





**37
million MT**

Tons of Ore / Year

SURFACE MINING

- Mineralized deposit is less than 6 meters thick, directly under desert topsoil
- Highest Ore/Waste ratio in mining industry

**739
million MT**

Confirmed Ore Reserves

ORE BLASTING AND TRANSPORT

- All processed ore in Nueva Victoria comes directly from blasting, with no further crushing or grinding
- Ore is processed in leaching heaps, loaded directly by trucks

**3
heaps**

Built / Month

LEACHING HEAP CONSTRUCTION

- Heaps of 1 million tons, 10 meters high are built every 10 days

Caliche Ore

VAST MINING EXPERIENCE



**55
heaps**

At all times

LEACHING PROCESS

- Leaching agents are water and solutions recycled from the leaching system
- Record yields through process innovation

75%

Avg. I₂ Recovery

CIRCUIT OPERATION

- Leaching circuit is composed by approx. 55 heaps in different stages, operating simultaneously, irrigated from the operation centers
- Operational centers are built depending on reserve location, within an operational radius of approximately 10km

**540
days**


Process Duration

SOLUTIONS BALANCE

- All solutions drained from leaching heaps are balanced in order to conform to downstream process
- Product solutions of the leaching circuit has the highest iodine concentration in the caliche industry

Heap Leaching

SELECTIVE LEACHING PROCESS → HIGH RECOVERY



**8,000
MT**

Annual I₂ – Nueva Victoria

PROPIETARY PROCESS

- Unique solvent extraction technology, developed and patented by SQM
- Higher yield than blow-out process used by competitors in caliche industry

**2,000
MT**

Annual I₂ - Iris

HIGH CONCENTRATION

- Process allows for greater brine concentrations

**1,300
m³/h
0.85
g/l**

Brine – Nueva Victoria

PRODUCTION

- Nueva Victoria is the largest and the most efficient plant in the world

**500
m³/h
0.35
g/l**

Brine - Iris

PRILLED IODINE PRODUCTION

- Iodine is produced directly in its finished form, ready for shipping.
- Certified 99.8% purity as a minimum

Current Project to increase up to 11,000 MT of Iodide in Nueva Victoria Facility

Iodide and Iodine Plants (Nueva Victoria & Iris)

HIGH FLEXIBILITY TO REACT TO MARKET NEEDS



7.8 km²

Total Evaporation Area

HIGH EVAPORATION RATE

- Located for year-round sunlight and wind, for the highest possible evaporation rate

1,100,000 MT

NaNO₃ / year

CHEMICAL CONTROL

- Daily chemical analysis to obtain high grade of potassium nitrate salts

220,000 MT

KCL / year

INSTALLED CAPACITY

- Evaporation area enough to receive full stream of brine from iodine plant (1,200 m³/h)

Nitrate Salt Production

BYPRODUCT OF IODINE PRODUCTION



**1,100,000
MT**

Annual KNO₃ – Coya Sur



Sodium nitrate + Potassium chloride = Potassium nitrate + (Sodium chloride)

0.52

KCl added per MT of KNO₃

UNIQUE PROCESS

- Low cost Raw Material consumption
 - Nitrate salt
 - Low grade Potassium Salts and reduced consumption rate.
- Integrated crystallizations process of Coya Sur plant to obtain different grades at minimum cost
- Decades of expertise in Potassium Production Process
- Cutting Edge R&D → Laboratories, Pilot Plants and Simulators

KNO₃ and NaNO₃ Crystallization

TAILOR-MADE STATE OF THE ART POTASSIUM NITRATE PLANTS



**320,000
MT**

Total Prill Capacity

Unique prilling potassium nitrate plant developed in-house to obtain bigger prill size and reduce impurity at minimum cost

**1,200,000
MT**

Total Drying Capacity

Different formulations with physical and chemical properties to satisfy our demanding customers

Tocopilla Port allows wide distribution throughout the world

Prilling and Drying Plants

EXTENSIVE FINISHED PRODUCT CAPABILITIES

Our People

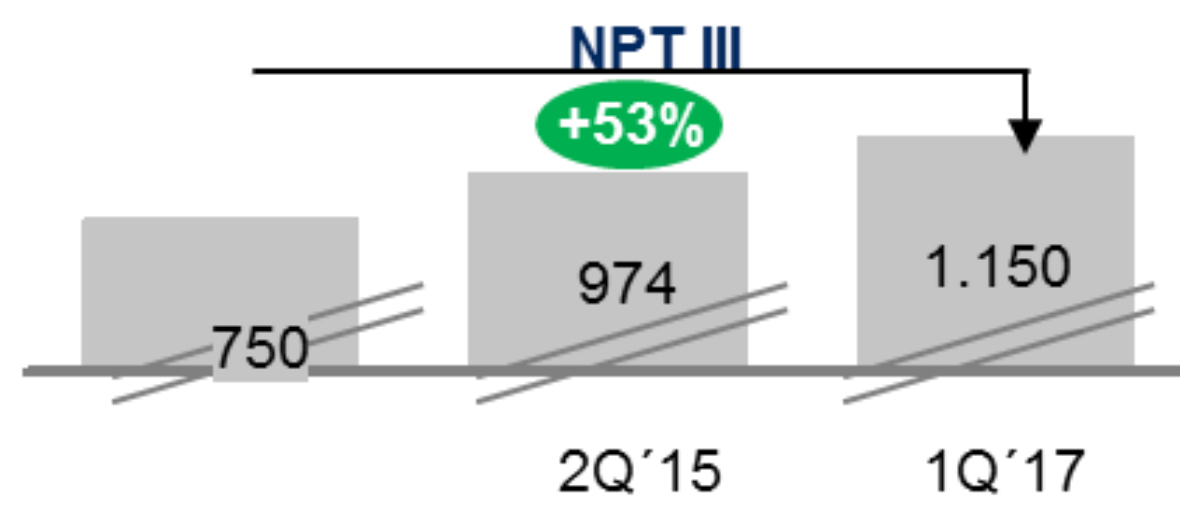
OUR PEOPLE COMMITTED TO ACHIEVING OPERATIONAL EXCELLENCE

- SQM has implemented the Lean manufacturing methodology, establishing it as a central part of the SQM culture, resulting in:
 - Obtaining a significant cost reduction in their process
 - Achieving continuously increased production levels
 - Lower accident rate, making our operations safer and more environmental friendly
- The new culture helped us strengthen our R&D process and have better operational solutions.
- This new way of working is transversal through all the SQM's organization and allows us to be very proud of what we have achieved.

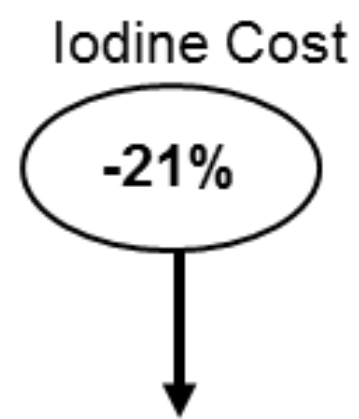


Our People: Evolution of Key Indicators

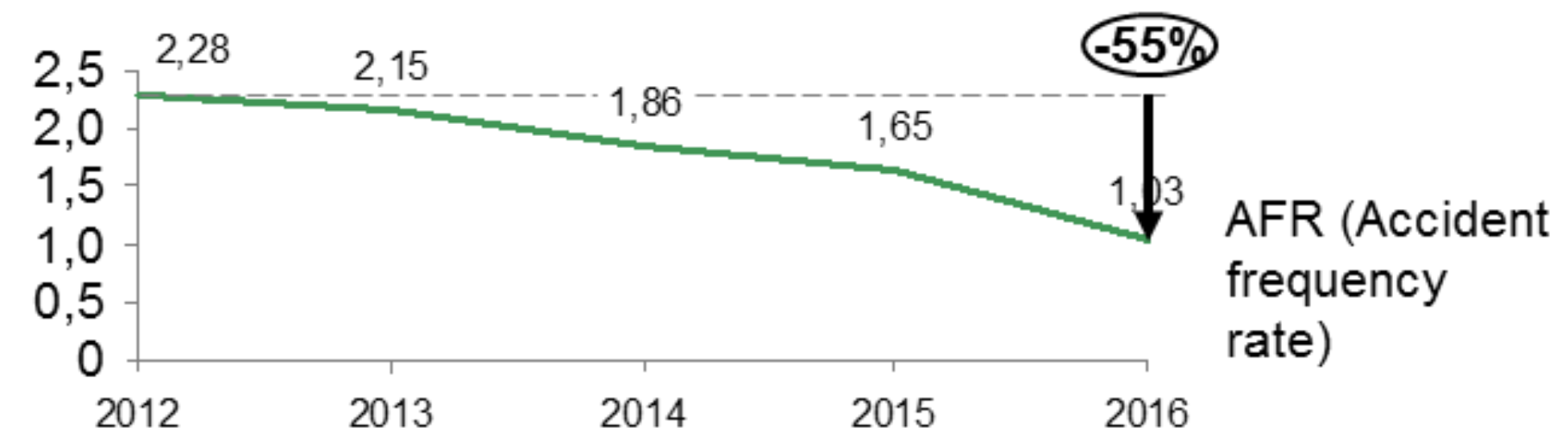
Production
MT/day



Cost
USD/MT



Safety
AFR



Challenge

Latest improvements and future challenges

- Development of a project in Nueva Victoria to increase the iodine production capacity by 3,000 MT per year, with an investment of approximately US\$30 million
- This year we are constructing a nitrate plant, which will produce 350,000 MT of sodium nitrate from Nueva Victoria salts, with an investment of approximately US\$100 million, replacing the original production process with a unique technology developed inside SQM's team
- Capex requirement for iodine and nitrates is approximately US\$40 million to maintain capabilities of our current facilities

03 . Juan Carlos Barrera




VP OPERATIONS
POTASSIUM & LITHIUM

Lithium & Potassium Chile Operations

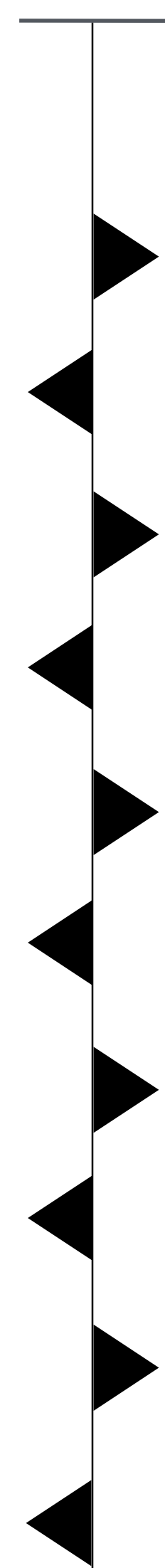
Salar Brines

- High concentrations of potassium and lithium
- High evaporation rates
- Production rights are pursuant to a lease agreement with CORFO until 2030
- Technology and experience to operate efficiently
- Know-how: exploration, process and logistics





Our History



1993
SQM buys 75% AMAX – Molymet project

1995
MOP plant starts operations

1996
Li₂CO₃ plant starts operations

1998
SOP and ABO plants begin operations

1998 - 2002
MOP and Li₂CO₃ capacity expansions

2005
LiOH plant starts operations

2008
Li₂CO₃ capacity expansion from 30,000 to 40,000 MT/year

2009 - 2013
MOP and SOP capacity expansion

2010 - 2011
Li₂CO₃ capacity expansion from 40,000 to 48,000 MT/year

2017 - 2018
Capacity expansion: Li₂CO₃ from 48,000 to 63,000 MT/year, LiOH from 6,000 to 13,500 MT/year

Brine Operations

RESOURCE

- Brine “is alive”, it moves: highly heterogeneous wells 0.3 to 200 l/s
- High complexity of hydrogeological simulation (chemical, mathematical and flow model)

OPERATION PROCESS

Ponds

- Predict evaporation rate (function of radiation, wind and rain)
- Geometry of the solar ponds (design)
- Operation: brine blending

Plants

- MOP/SOP - Blend up to 12 different salts
- Lithium carbonate and lithium hydroxide: Flexible process for a wide range of raw materials and finished products

FOCUS ON LOW CAPEX AND OPEX

- Highly technical & experienced hydrogeological team
- Continuous improvement process
- Supplier development – looking for new suppliers worldwide and customizing their solutions to fit our requirements
- Tailor-made plants
- Always looking for new technologies

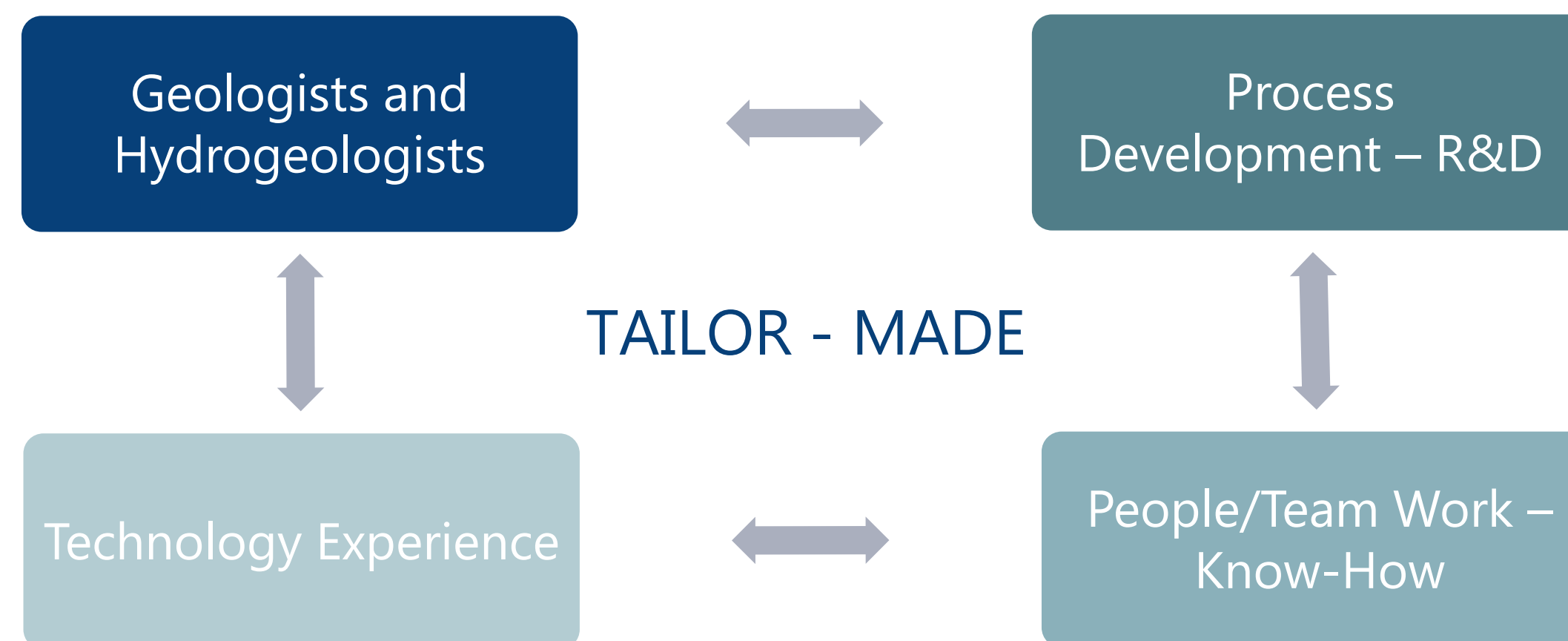


Brine Operations


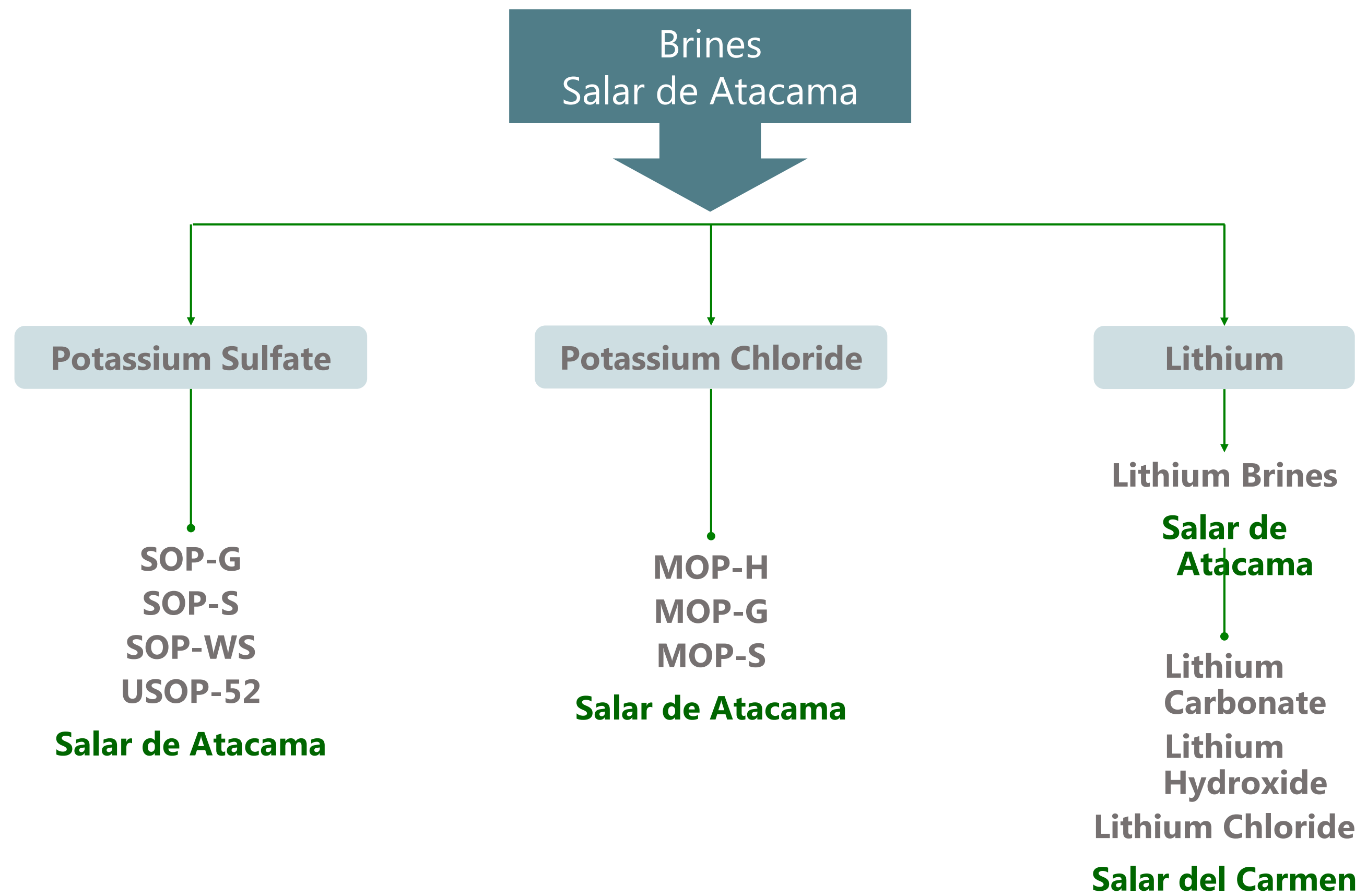
SQM EXPERTISE

KEY SUCCESS FACTOR: OUR TEAM

- Team of 37 talented hydrogeologists and geologists, highly professional and experienced in brine and rock deposits. Cooperation with the world's best university for hydrogeology. Cooperation with different geology universities
- Process Team (50 process engineers) focused on development and continuous improvement of tailor made process. Cooperation with six different universities.
- Project Team (50 engineers, more than US\$1.4 billion of successfully delivered projects with an on time and on budget track record, lower than the industry standard)
- Lean Management in all our operations, continuous improvement, knowledge and looking for operational excellence. Always looking for the best people all around the world to help us improve our operations and processes.
- Well trained and motivated work force. Strong relations with unions



Main Products



Current Production

WELL FIELD

Total production wellfield summary as of September 2017:

MOP BRINE

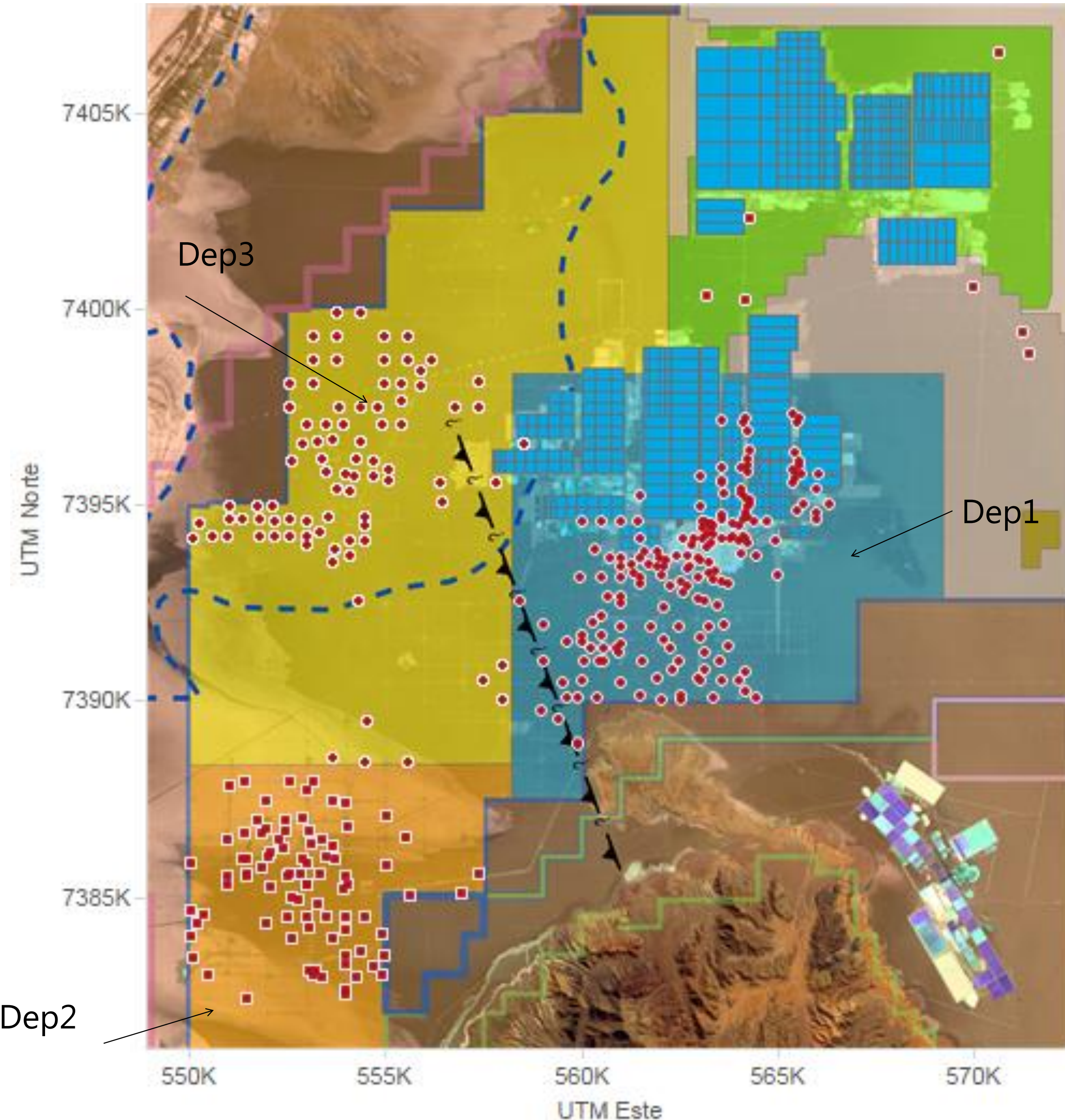
- 376 wells

SOP BRINE

- 8 wells

TOTAL

- 384 wells





MOP and Lithium

PONDS

165,000 meters of drilling up to 800m of depth

4,539 boreholes and 384 wells in operation

41.6 km² of evaporation ponds in operations in 360 solar ponds

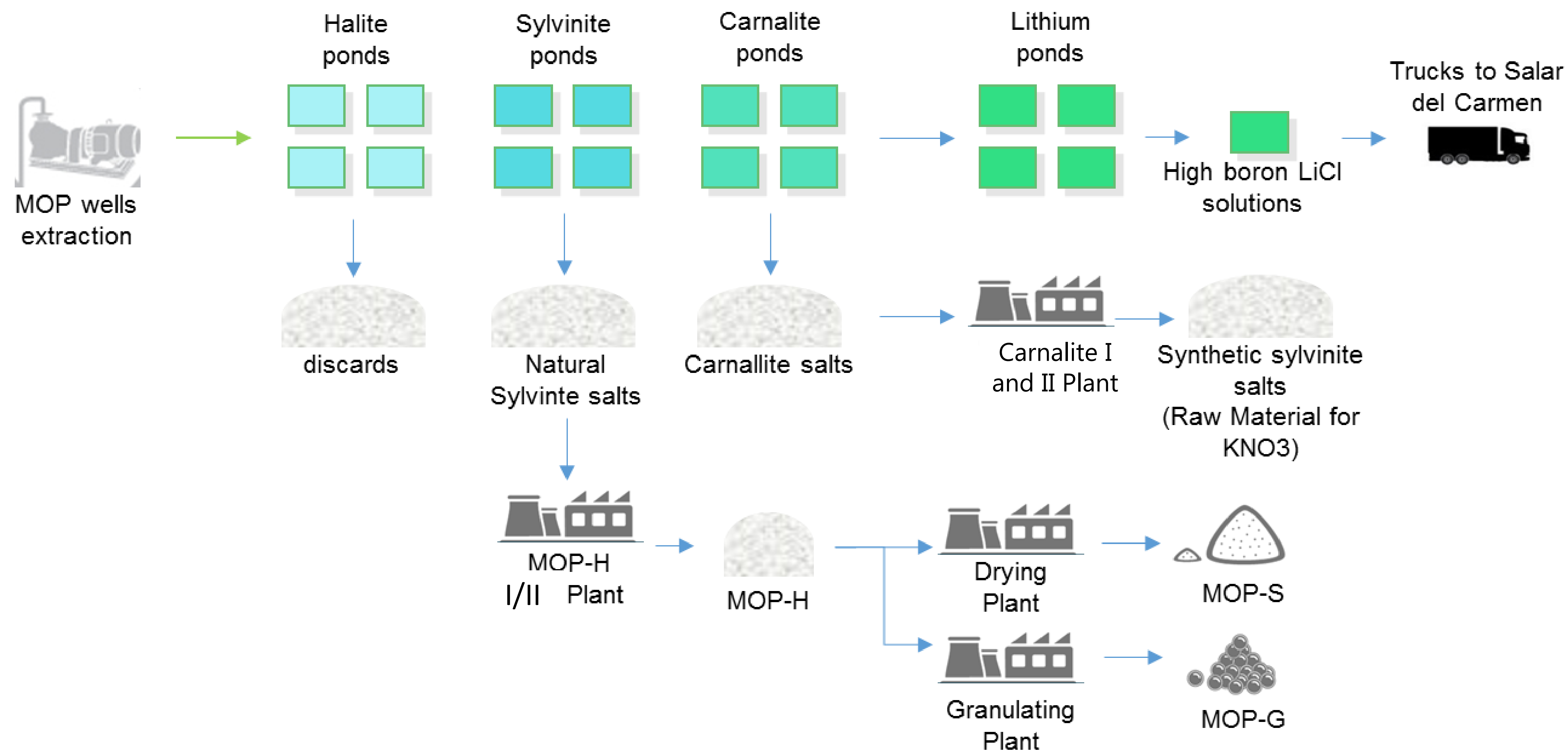
4,060 km of brine and water pipelines

2,450 km of roads

1,300,000 chemical analyses per year

Potassium Chloride / Lithium Carbonate Process

- There are three MOP production ponds lines, MOP I, MOP II and MOP III
- The lithium is obtained from lines I and III



Salar del Carmen

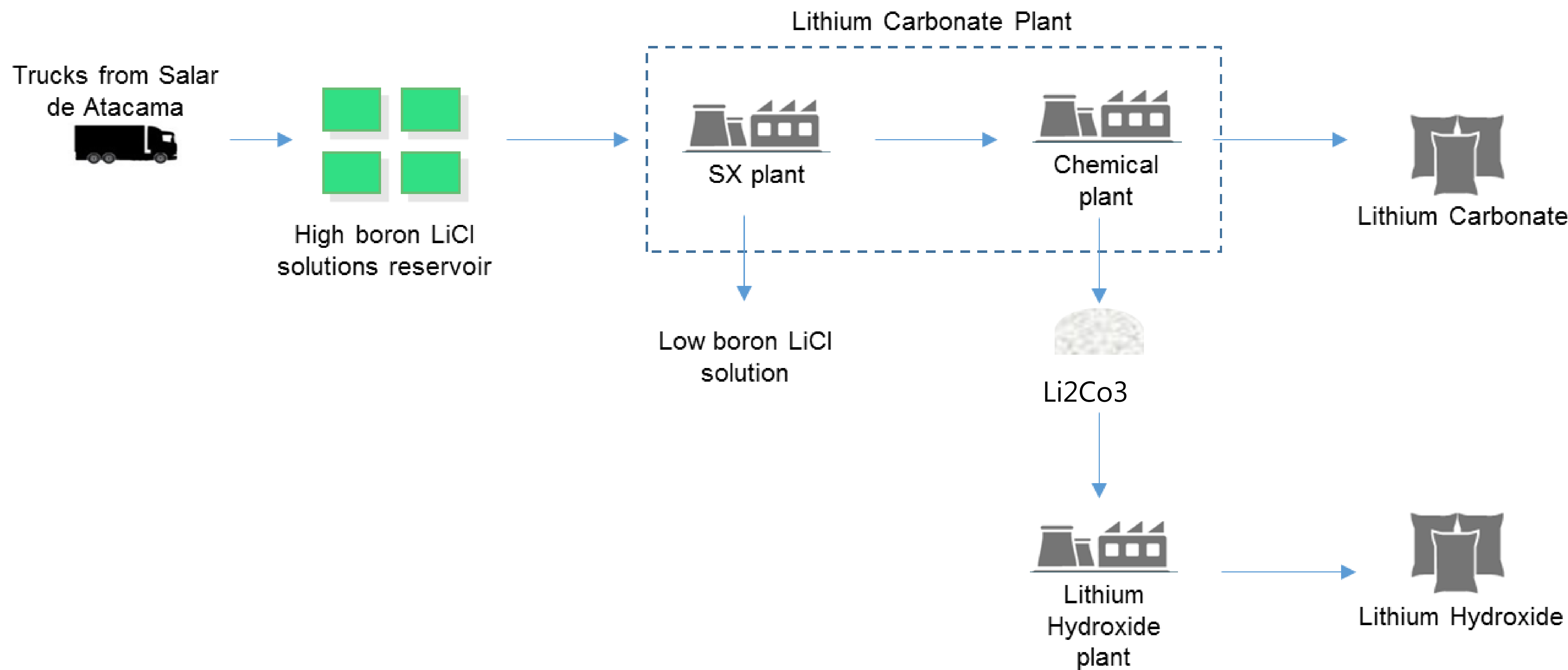
48k MT/year of Li_2CO_3 → Expansion to 63k MT /year

6k MT/year of LiOH → Expansion to 13.5k MT/year

Over 600k chemical analyses per year



Salar del Carmen / Lithium Plant Process



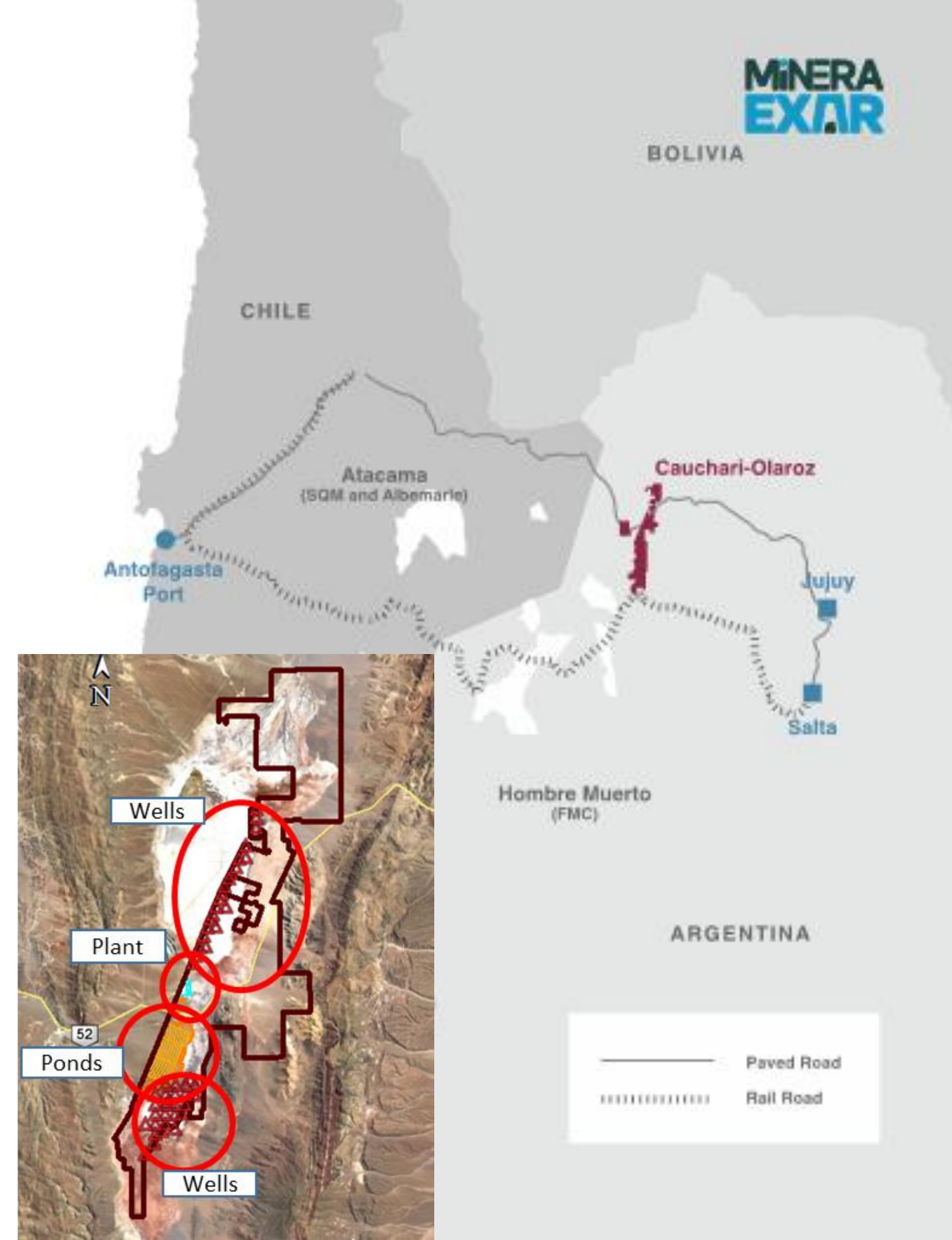
SQM

CAUCHARI-OLAROSZ, MINERA EXAR

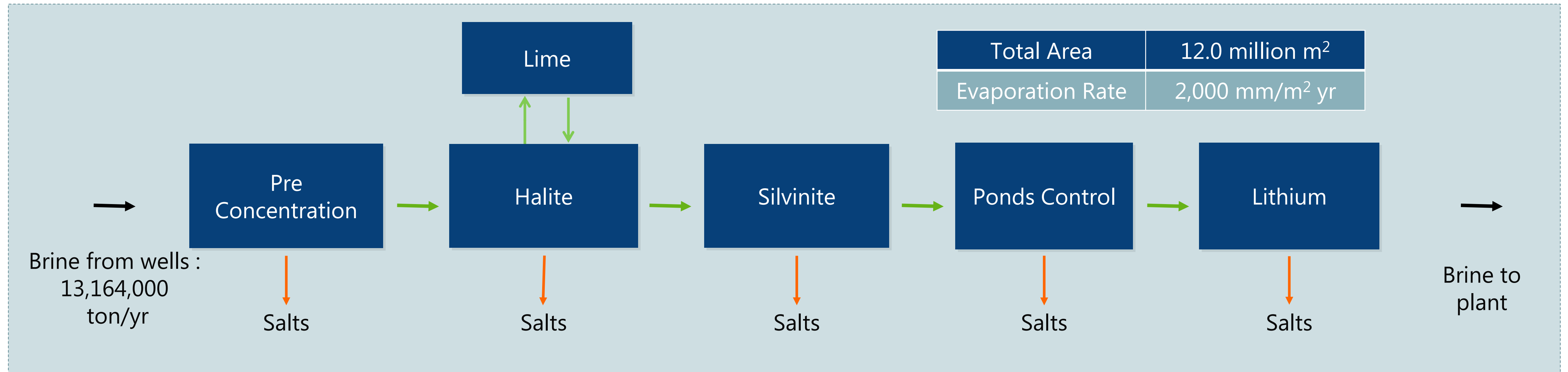
LithiumAmericas

ARGENTINA

- Similar technology as used in the Salar de Atacama operation, minimum mine life 40 years
- Project capacity **50,000 MT** of LCE in two stages of 25,000 MT each
- Start production of first stage in 2019
 - 30 productive brine wells
 - 12.0 km² of evaporations ponds area
 - 40 evaporations ponds
 - 11 ions control to get product "on spec"
 - Total capex (stage I & II): ~US\$675 million
- Creating more than **330 direct jobs**, including 250 in Cauchari-Olarz project plus contractors
- Located only **300 km (3.5 hours) from our operations in the Salar de Atacama**, close to port



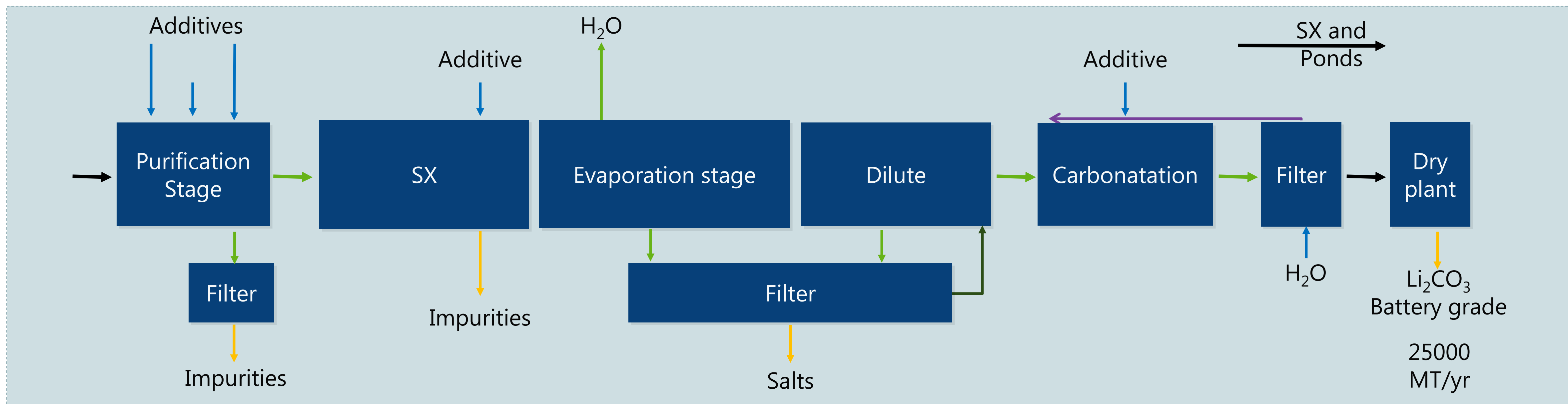
Cauchari ponds process: design and configuration



KEY SUCCESS FACTORS


- SQM experience in Atacama
- Hydrogeological model used to design tailor-made solar ponds
- Tailor-made pond process designed using SQM simulation model for this deposit
- Ponds constructions and procurement → SQM project and engineering team.

Cauchari Plant Process: Design and configuration



KEY SUCCESS FACTORS

- SQM Experience in Salar de Atacama and Salar del Carmen
- Plant design and process tailor-made using SQM simulation model
- Plant constructions and procurement → SQM project and engineering team



Construction Stage:

- Key advantage - the “detail engineering” reflects the improvements SQM made during the construction of ponds and plants for the last 20 years and the expertise of the project team
- Plant design - similar configuration of Salar del Carmen plant (mixture between lithium carbonate and lithium hydroxide plant)
- Construction stage – work and collaborate with pond and plant construction experts
- Tailor-made pond and plant process was designed using Caucharí-Olaroz brine, based on SQM’s know-how



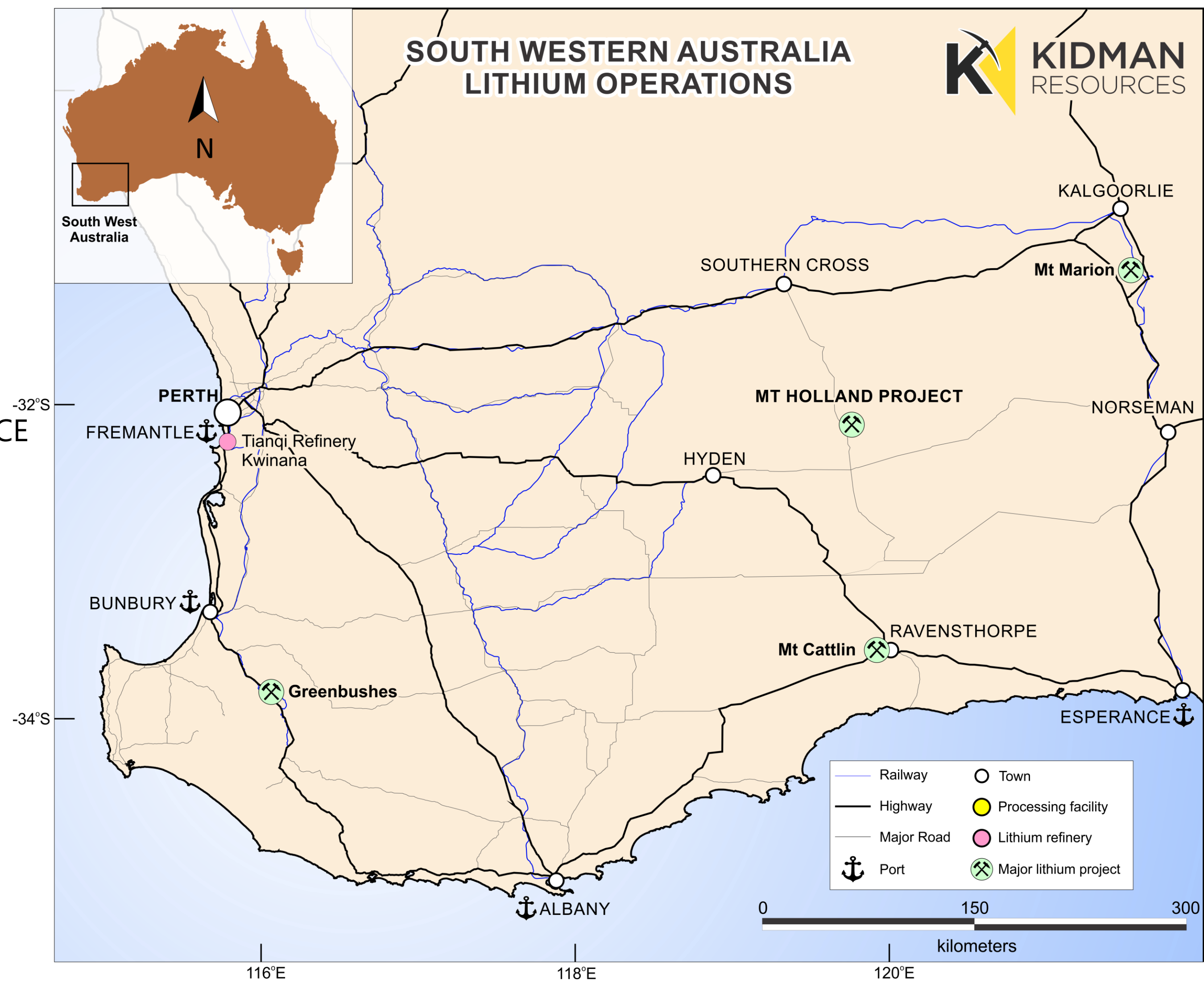
SQM

MT. HOLLAND



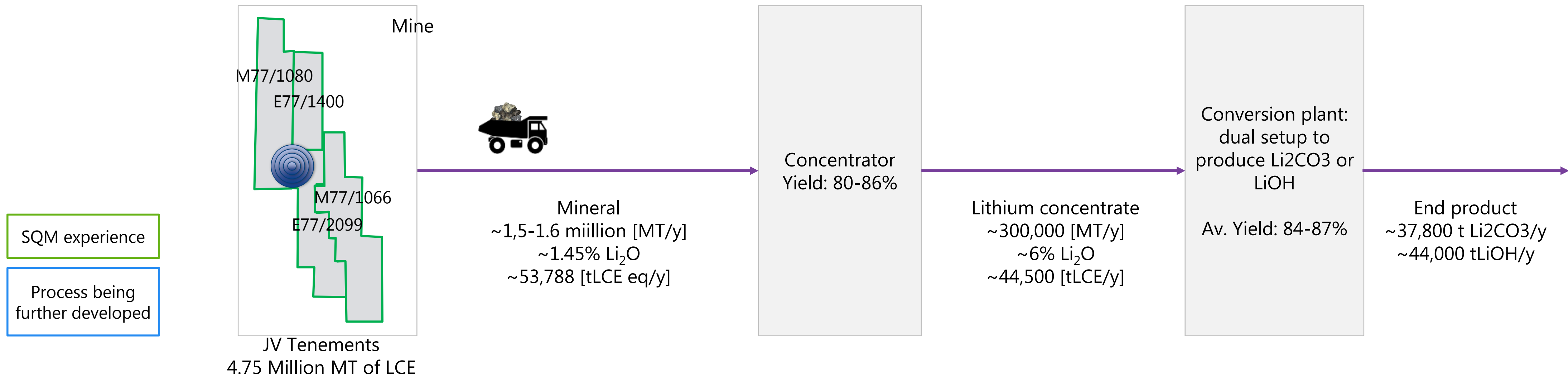
AUSTRALIA

- Spodumene production (open mining)
- Earl Grey Resource: 128 million MT at 1.44% Li₂O for 4.54 million MT of LCE
- Integrated project
 - Maximum value added to the mineral
 - Dual plant production of lithium carbonate and hydroxide
- Production capacity ~ 40,000 MT of LCE
- Waste/Ore ratio 1.9 for first 27 years
- High continuity of ore; more than 40 meters
- Integrated development process of mine and plant



Mt Holland Project, Western Australia

CONCENTRATOR AND REFINERY UNIT STAGES KNOWLEDGE OF THE PROCESS



SQM experience

Process being further developed

Activities	ACTIVITY	EXPERIENCE	ACTIVITY	EXPERIENCE	ACTIVITY	EXPERIENCE
	Drilling & Blasting	Own execution of more than 37 million MT/year in Caliche Ore in Chile	Crushing & Grinding	Crushing 6.7 million MT/year in silvinitic and potassium carnalite	Calcination & Leaching	SQM has been testing process for more than 2 years
	Mining	14 + 37 million MT/year of ore in Salt + Caliche operations	Gravity Separation	Wet separation methods to recover potash developed by SQM	Impurity Removal	SQM produces battery grade from natural variable ore (Brine- Atacama Salar)
	Site Operations	More than 8 site under operations from sea level to 2.300m above sea level	Flotation process	SQM treats the finest silvynite in the industry achieving high recovery rates	Dual Process	SQM has & operates plants that are fast to adjust to the market

04.

GERARDO
ILLANES



VP FINANCE & IR

Capex

2016-2018: Lithium Hydroxide Expansion to 13.5k MT: ~US\$30 million

2017-2018: Potassium Nitrate Expansion to 1.5m MT: ~US\$100 million


2017-2018: Lithium Carbonate Expansion to 63k MT: ~US\$50 million

2017-2018: Iodine capacity expansion to 14k MT: ~US\$30 million

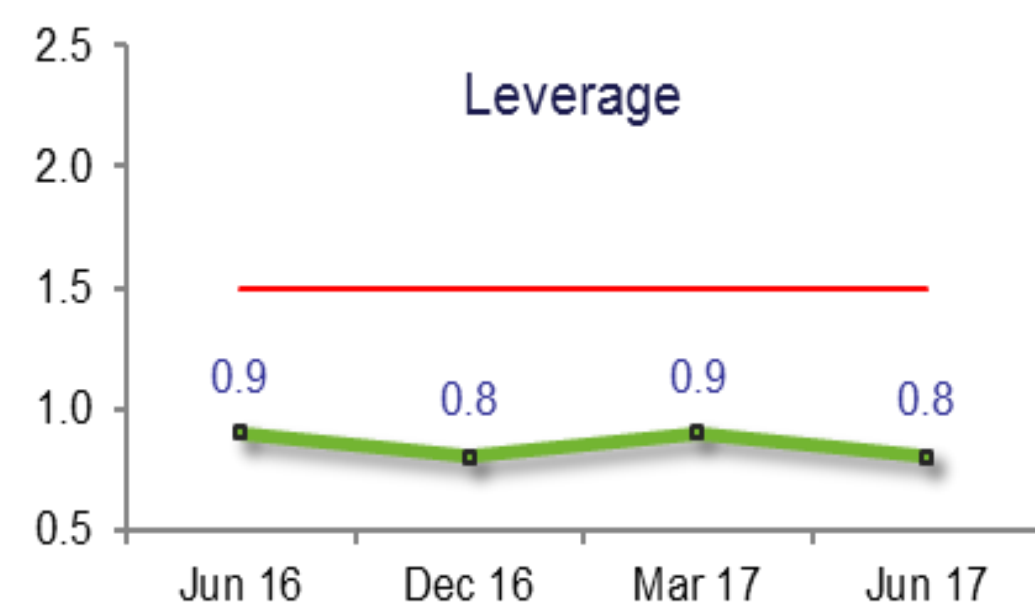
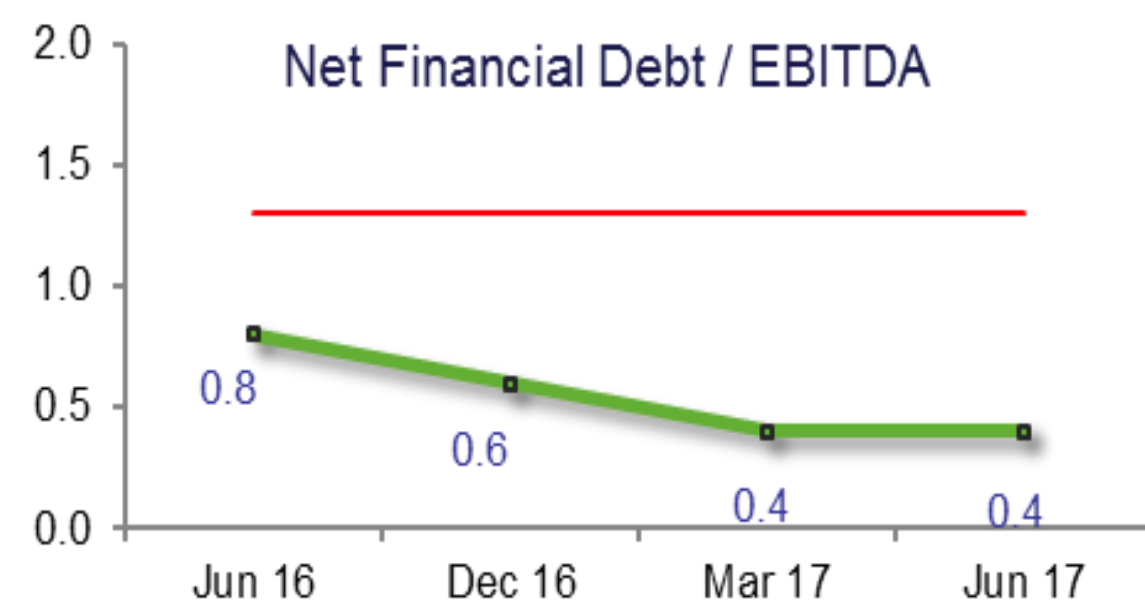
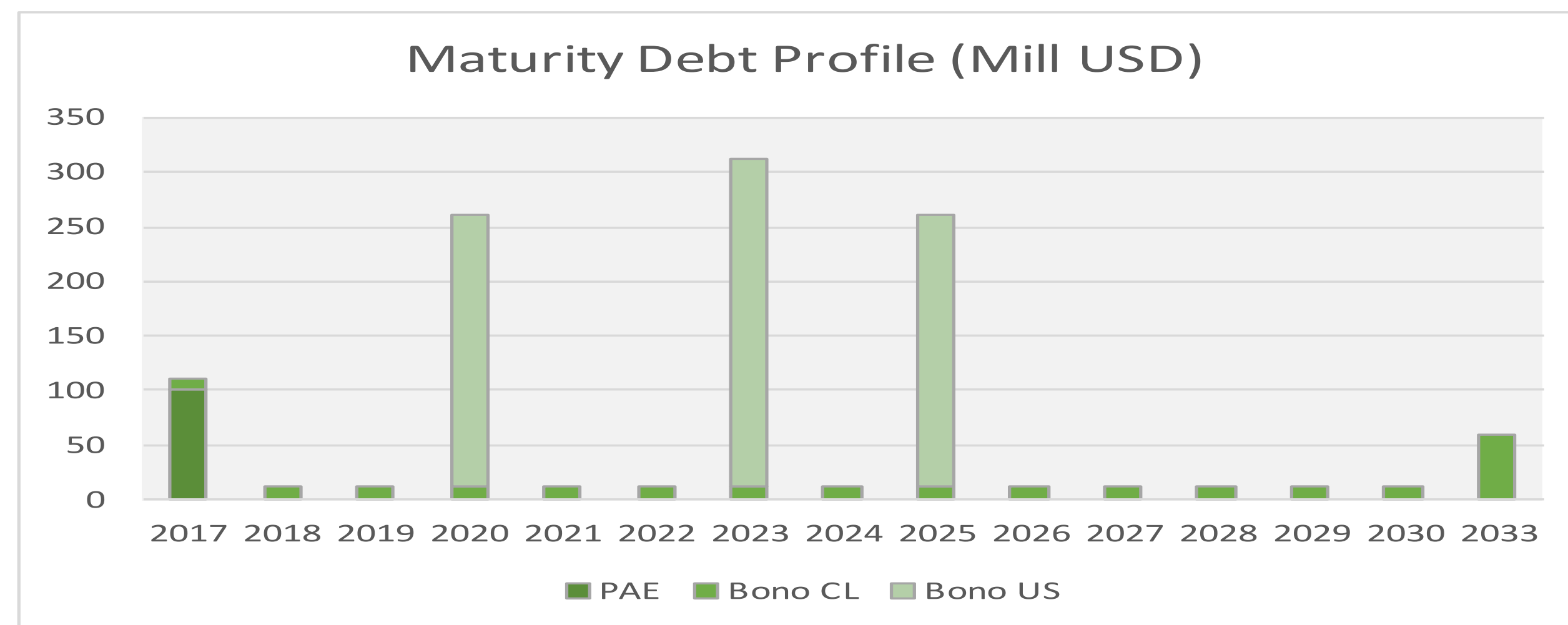
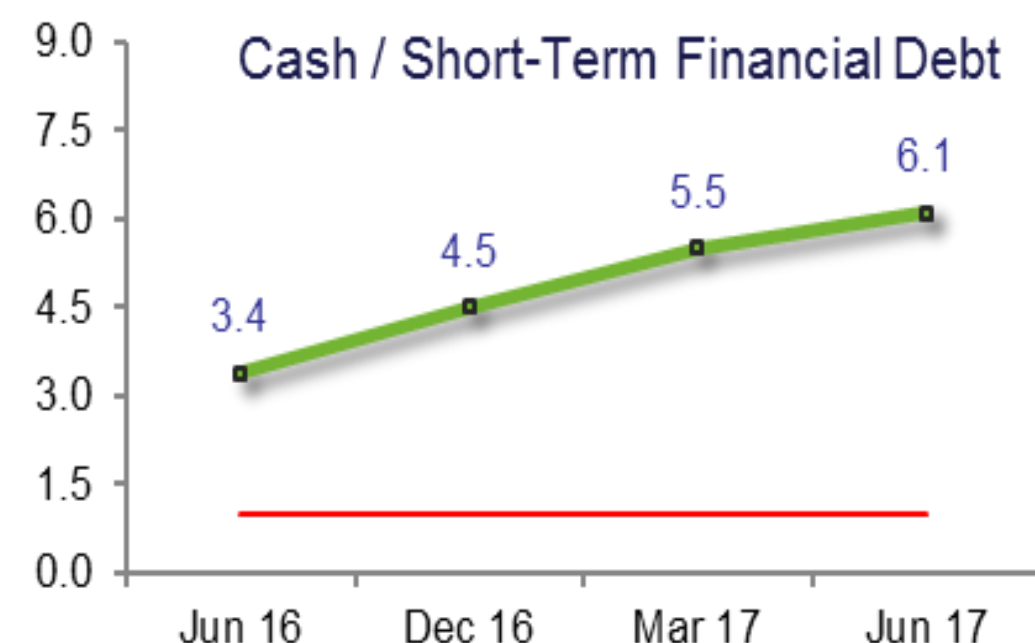
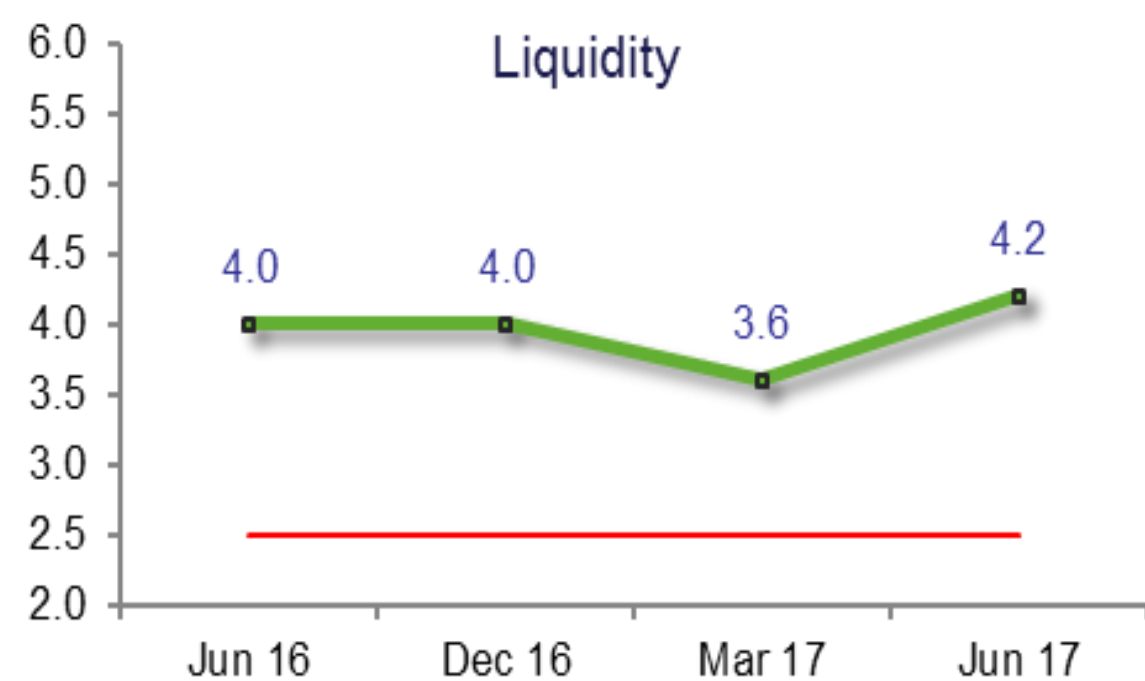
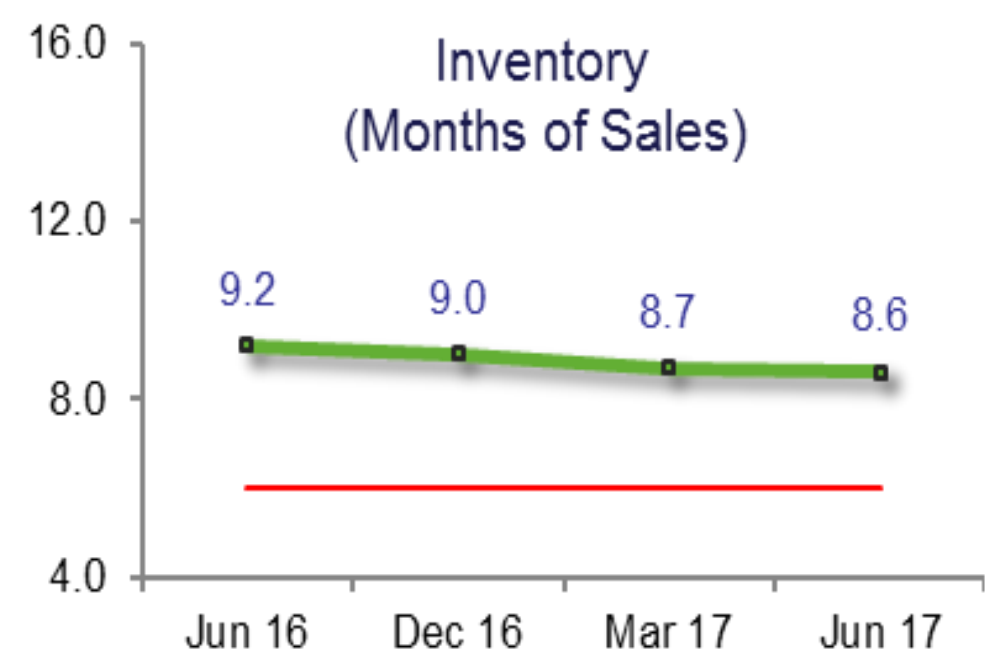
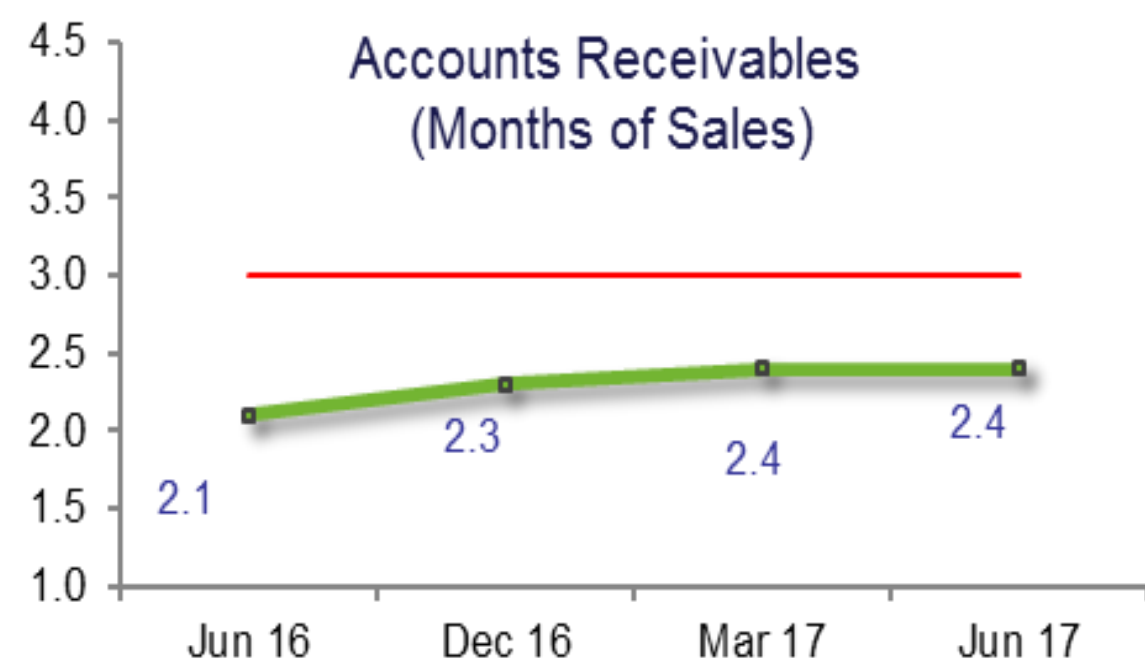
2016-2019 (first stage 25k MT): Chaucharí – Olaroz project in Argentina - ~US\$425 million + ~US\$250 million (pre VAT) for stages I and II, respectively. (50/50 JV: SQM will be responsible for 50% of the investment). ~US\$100 million to be invested in 2017.

2017-2022: Mt. Holland project in Australia (50/50 JV, 40k MT) ~US\$110 million initial stage, total investment TBD

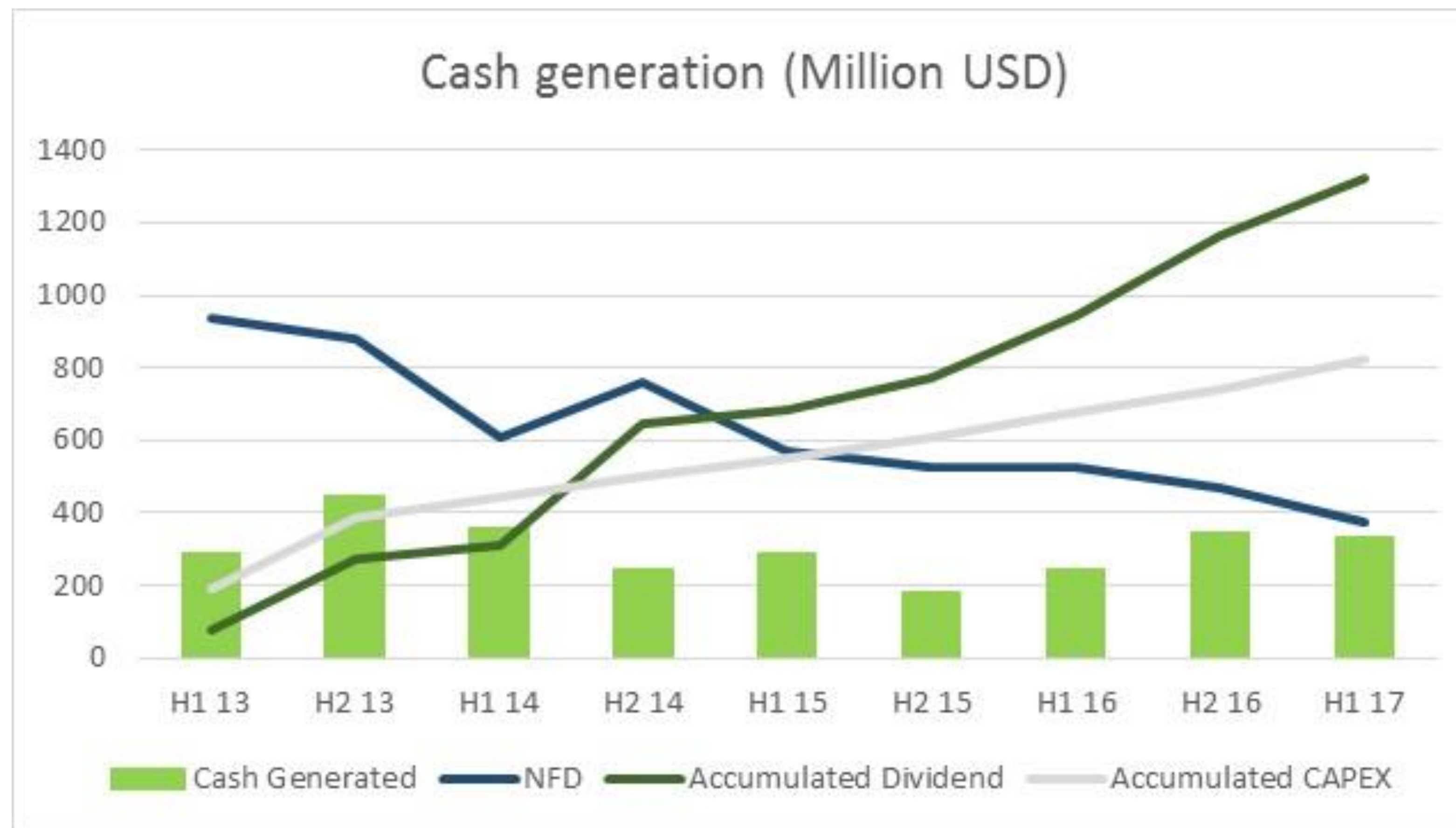
Historical Maintenance CAPEX: ~US\$100 million



Strong Financial Position



Proven Cash Generation Capabilities



✓ Over the last 18 quarters:

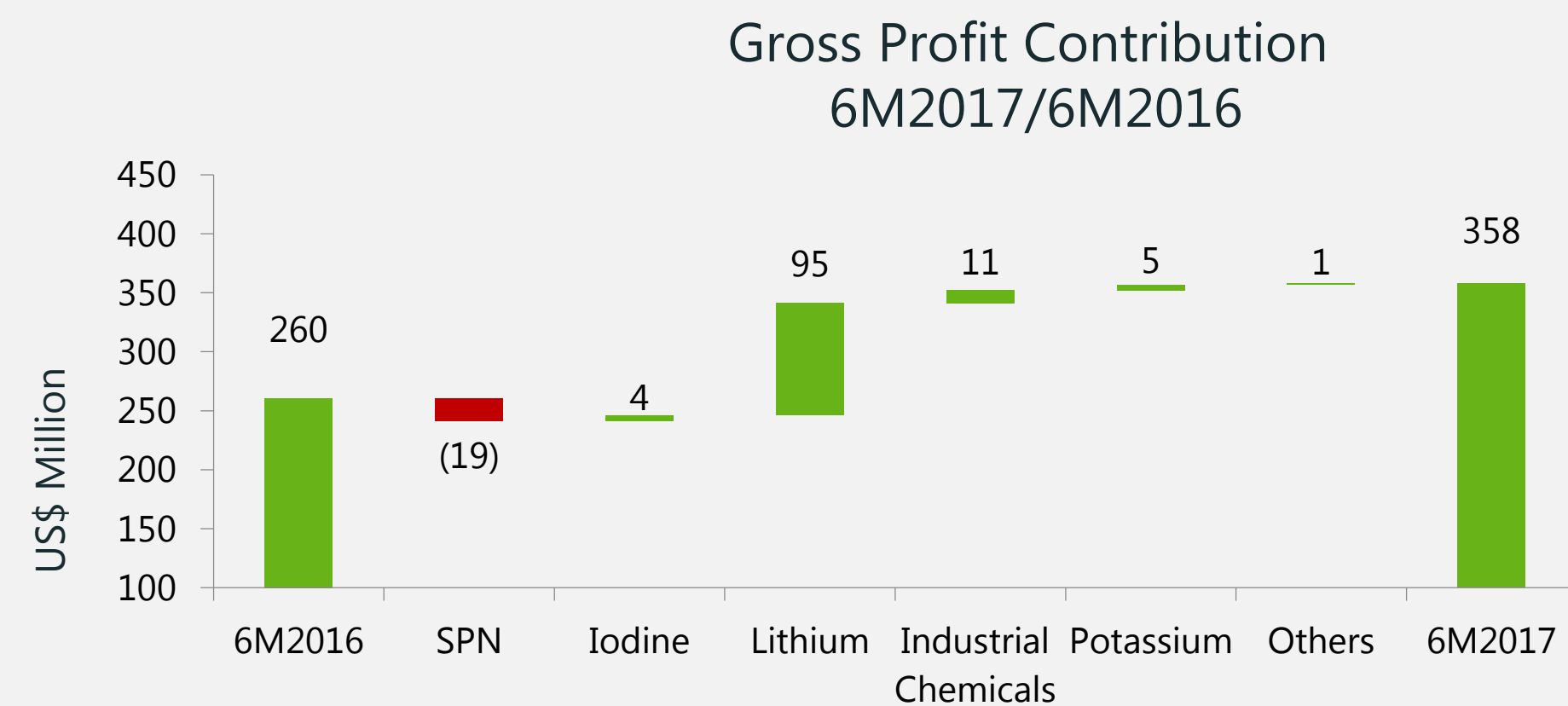
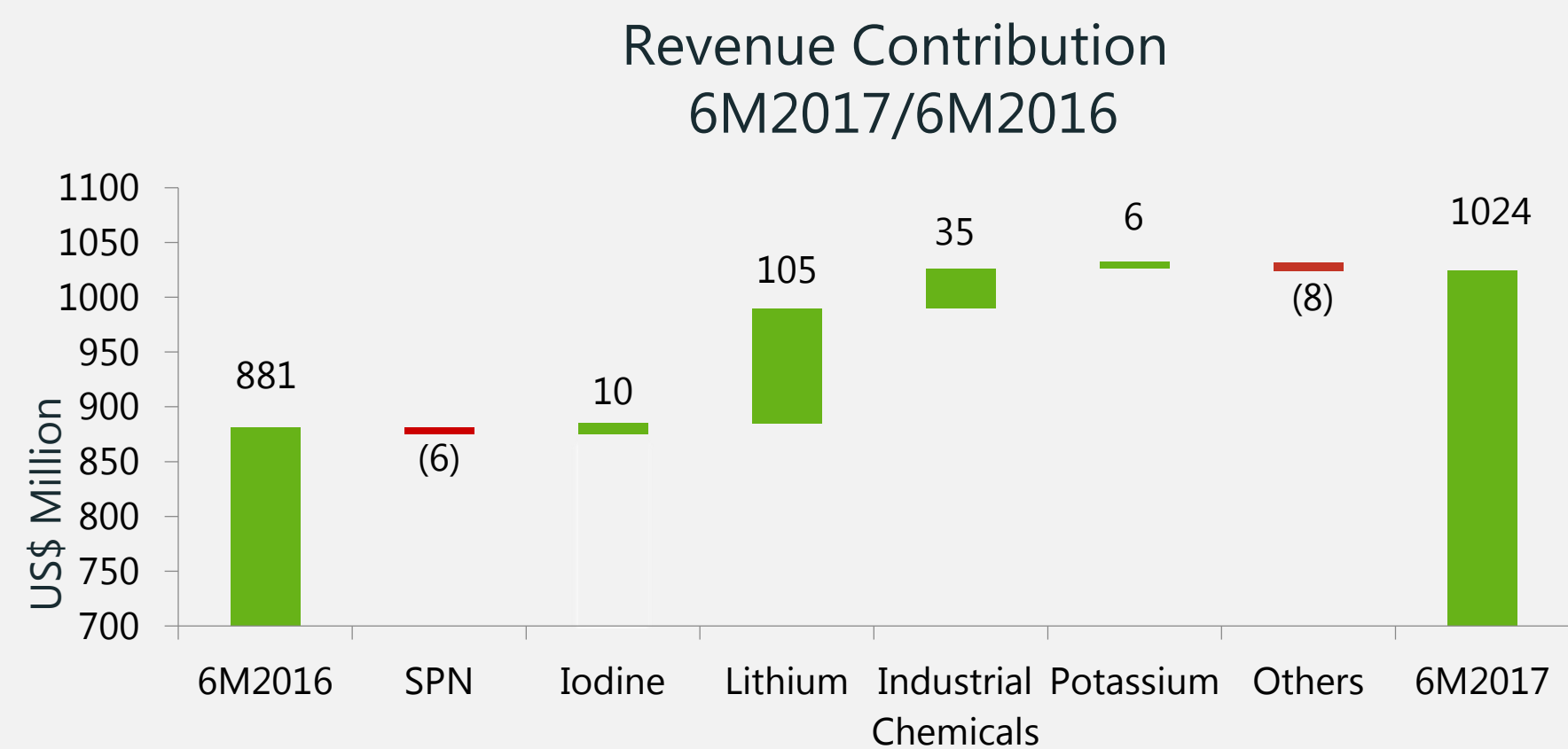
- ✓ SQM has distributed more than US\$1.3B in dividend
- ✓ Reduced the Net Financial Debt almost US\$600M
- ✓ Invested more than US\$820M

➔ In 4.5 years SQM has generated more than US\$2.7B (US\$1.9M net of CAPEX)

Review of Results

	SPN	Iodine	Lithium	I. Chem.	Potassium
P	↓	↓	↑	↓	↑
Q	↑	↑	↑	↑	↑

Revenue LTM: US\$2.1 billion | EBITDA LTM: US\$853 million | EBITDA Margin LTM: ~ 41%



SQM

CONTACT INFORMATION:

- Gerardo Illanes: VP of Finance
gerardo.illanes@sqm.com
- Kelly O'Brien: Head of Investor Relations
kelly.obrien@sqm.com
- Irina Axenova: Investor Relations
irina.axenova@sqm.com