



CORPORATE PRESENTATION
FOURTH QUARTER 2021 RESULTS



CUSTOMARY NOTE REGARDING FORWARD-LOOKING STATEMENTS

SQM (NYSE: SQM, Santiago Stock Exchange: SQM-A, SQM-B) is a global company engaged in strategic industries for human development, such as health, food, clean energy and the technology that moves the world.

This presentation release contains “forward-looking statements” within the meaning of the safe harbor provisions of the U.S. Private Securities Litigation Reform Act of 1995. Forward-looking statements can be identified by words such as: “anticipate,” “plan,” “believe,” “estimate,” “expect,” “strategy,” “should,” “will” and similar references to future periods. Examples of forward-looking statements include, among others, statements we make concerning the Company’s capital expenditures, financing sources, Sustainable Development Plan, business outlook, future economic performance, anticipated profitability, revenues, expenses, or other financial items, anticipated cost synergies and product or service line growth.

Forward-looking statements are neither historical facts nor assurances of future performance. Instead, they are estimates that reflect the best judgment of SQM management based on currently available information. Because forward-looking statements relate to the future, they involve a number of risks, uncertainties and other factors that are outside of our control and could cause actual results to differ materially from those stated in such statements, including our ability to successfully implement the Sustainable Development Plan. Therefore, you should not rely on any of these forward-looking statements. Readers are referred to the documents filed by SQM with the United States Securities and Exchange Commission, specifically the most recent annual report on Form 20-F, which identifies other important risk factors that could cause actual results to differ from those contained in the forward-looking statements. All forward-looking statements are based on information available to SQM on the date hereof and SQM assumes no obligation to update such statements, whether as a result of new information, future developments or otherwise, except as required by law.

US\$ million	4Q2021	4Q2020	2021/2020
Revenue	1,084	514	111%
Lithium	453	137	231%
SPN	268	179	50%
Iodine	110	72	53%
Potassium	209	66	214%
Industrial Chemicals	38	53	-29%
Other	7	6	12%
Gross Profit	543	133	310%
Net Income	322	67	
Adjusted EBITDA ¹	560	146	283%
Adjusted EBITDA Margin ¹	52%	28%	
Earnings per share ²	1.13	0.25	

Key drivers:

- Higher sales volumes in lithium, iodine and potassium business lines in 4Q21 vs 4Q20.
- Significantly higher average prices in all of our business lines in 4Q21 when compared to 4Q20, with over 150% higher average prices in lithium and potassium business lines, and almost 40% higher average prices in SPN business line.
- Lower sales volumes of solar salts resulted in a decrease of 4Q21 vs 4Q20 revenues for Industrial Chemicals business line.

(1) Adj. EBITDA = Profit for the Year + Depreciation and Amortization Expenses + Finance Costs + Income Tax- Other income - Other gains (losses) - Share of Profit of associates and joint ventures accounted for using the equity method + Other expenses by function + Net impairment gains on reversal (losses) of financial assets - Finance income - Currency differences. Adj. EBITDA Margin = Adj. EBITDA / Revenues.

(2) The earnings per share for the fourth quarter 2020 were calculated with 263,196,524 shares while earnings per share for the fourth quarter 2021 were calculated with 285,638,456, following a capital increase which we completed during April 2021.

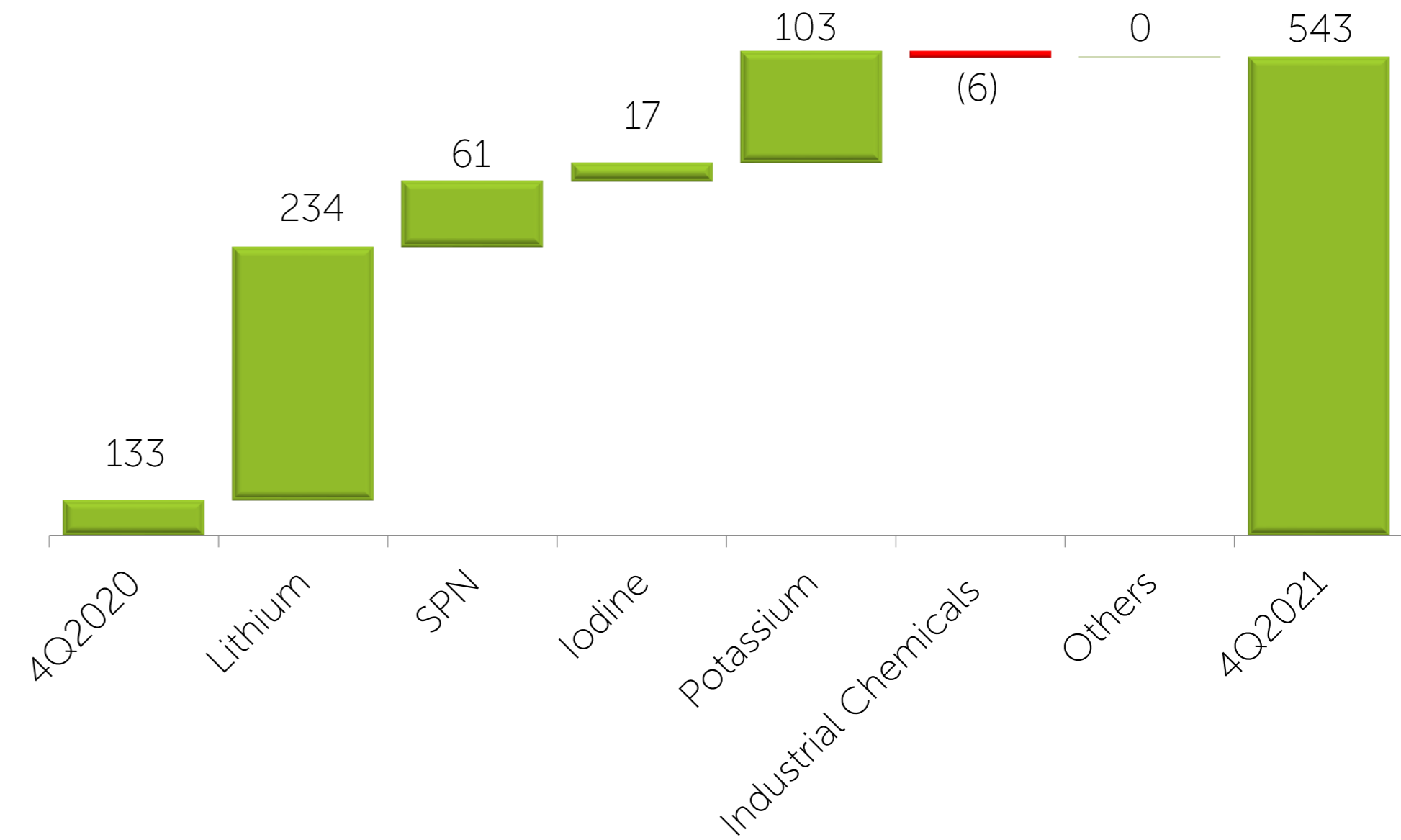
4Q2021 vs 4Q2020 Business line performance comparison

Price vs Sales Volumes Variations

Variations	Average Price	Sales Volumes
Lithium	↑ 174%	↑ ~21%
Iodine	↑ ~13%	↑ ~35%
SPN	↑ ~39%	↑ ~8%
Industrial Chemicals	↑ ~16%	↓ ~39%
Potassium	↑ ~153%	↑ ~25%

Gross Profit Contribution 4Q2021/4Q2020

US\$ million

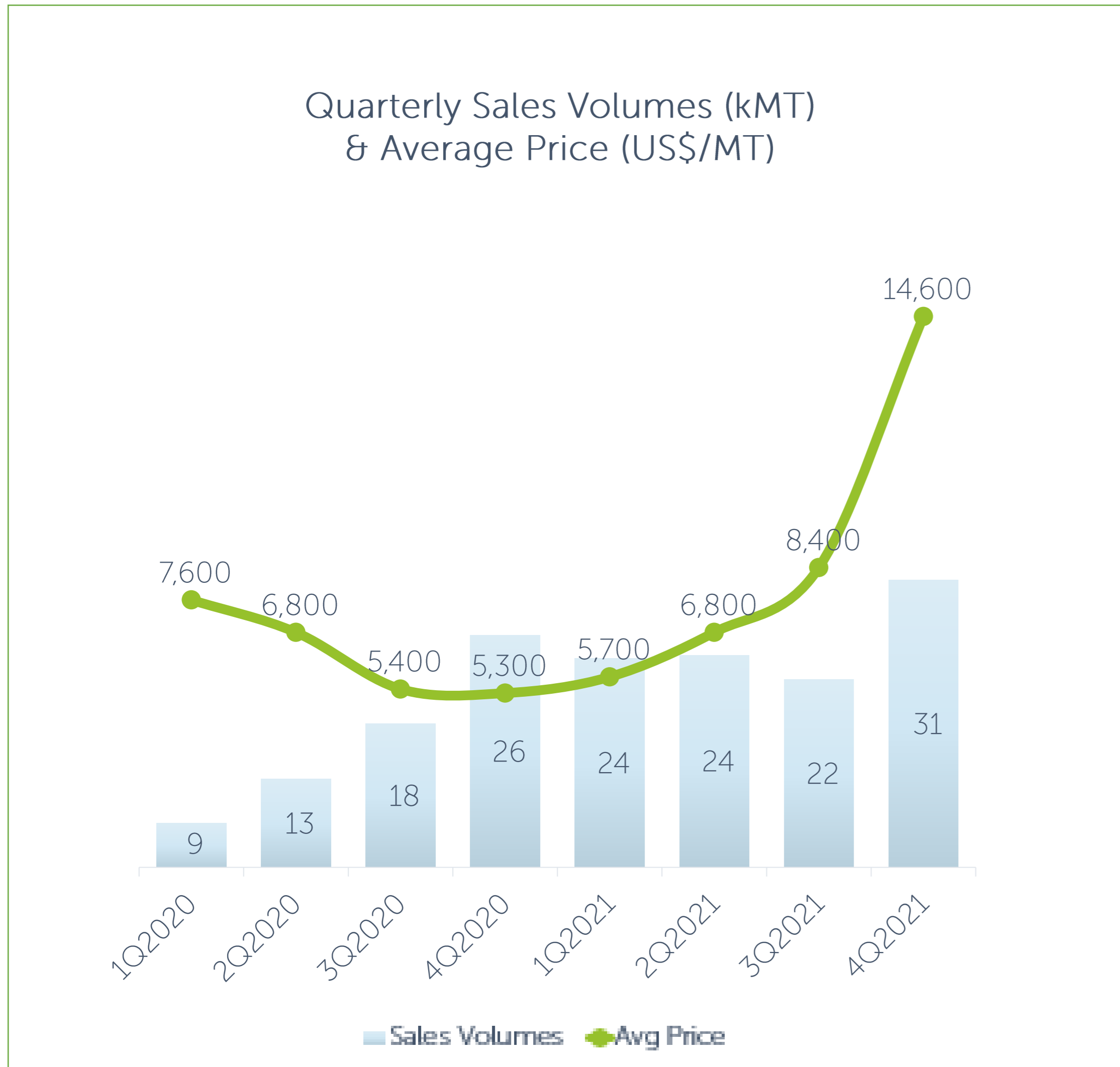


Global Lithium Chemical Market

- Lithium market demand growth:
 - ~ 55% in 2021
 - ~ 30% in 2022
- Strong demand growth and tight supply are pushing prices to levels not seen before.
- We expect market to grow at least 30% in 2022 and we believe it could reach 1 million metric tons earlier than previously anticipated.

SQM lithium 2022

- Expected sales volumes of ~140,000 tons for 2022.
- 2022 sales contracts: 20% contracted at fix or variable price with ceiling, 50% contracted at variable price and 30% not contracted.

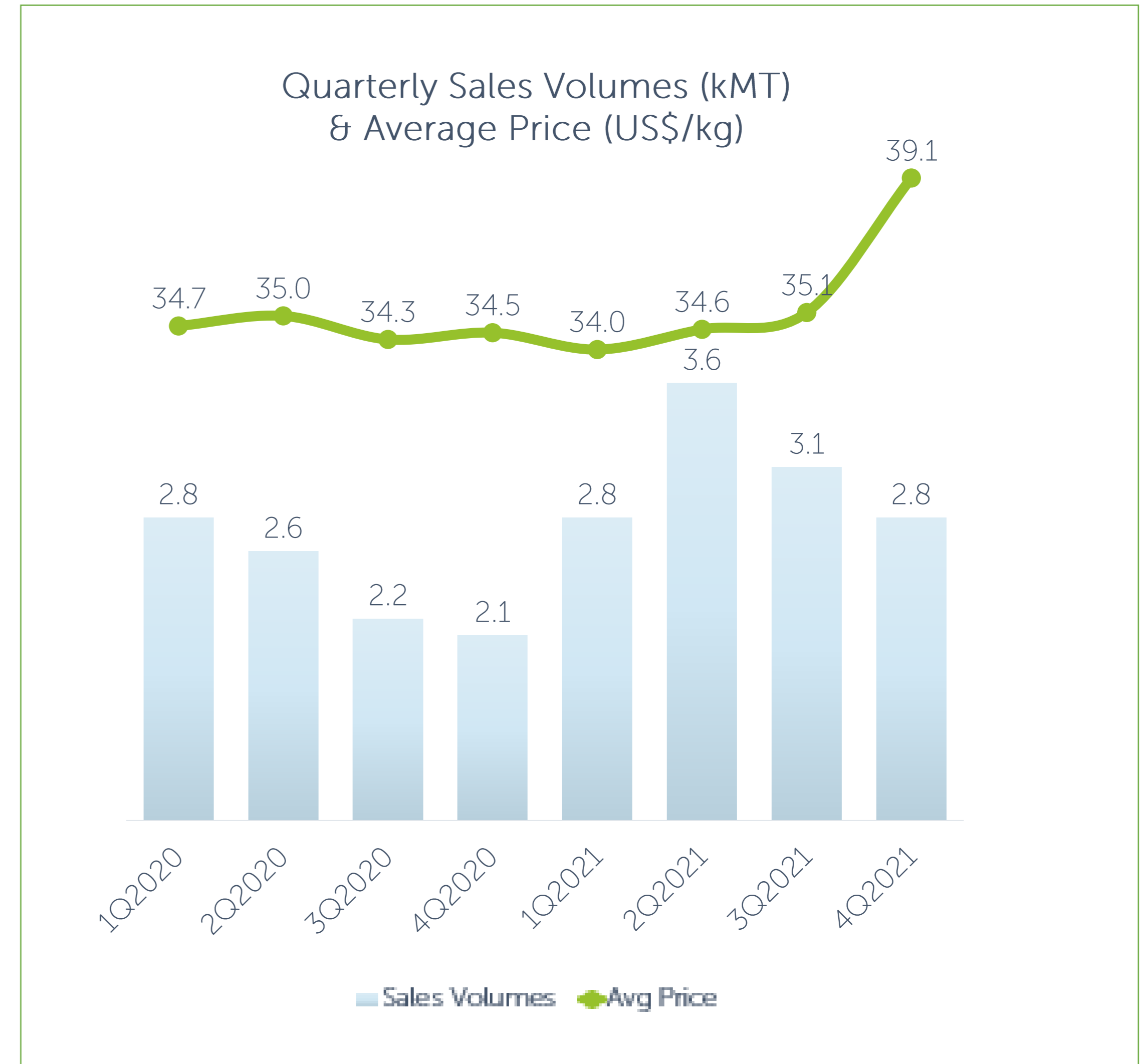


Global Iodine Market

- Significant market demand recovery with ~12% growth in 2021. We expect the market to grow approximately 1% in 2022.
- Market remains tight with increased pressure on prices

SQM Iodine & Derivatives

- 2021 and 2022 sales volumes to be similar.
- Average prices could further increase in 2022 from levels seen during 4Q2021.
- We are working on iodine capacity expansions, which will let us add additional 1,000 metric tons in the beginning of 2023, followed by another 2,500 metric tons in 2024.



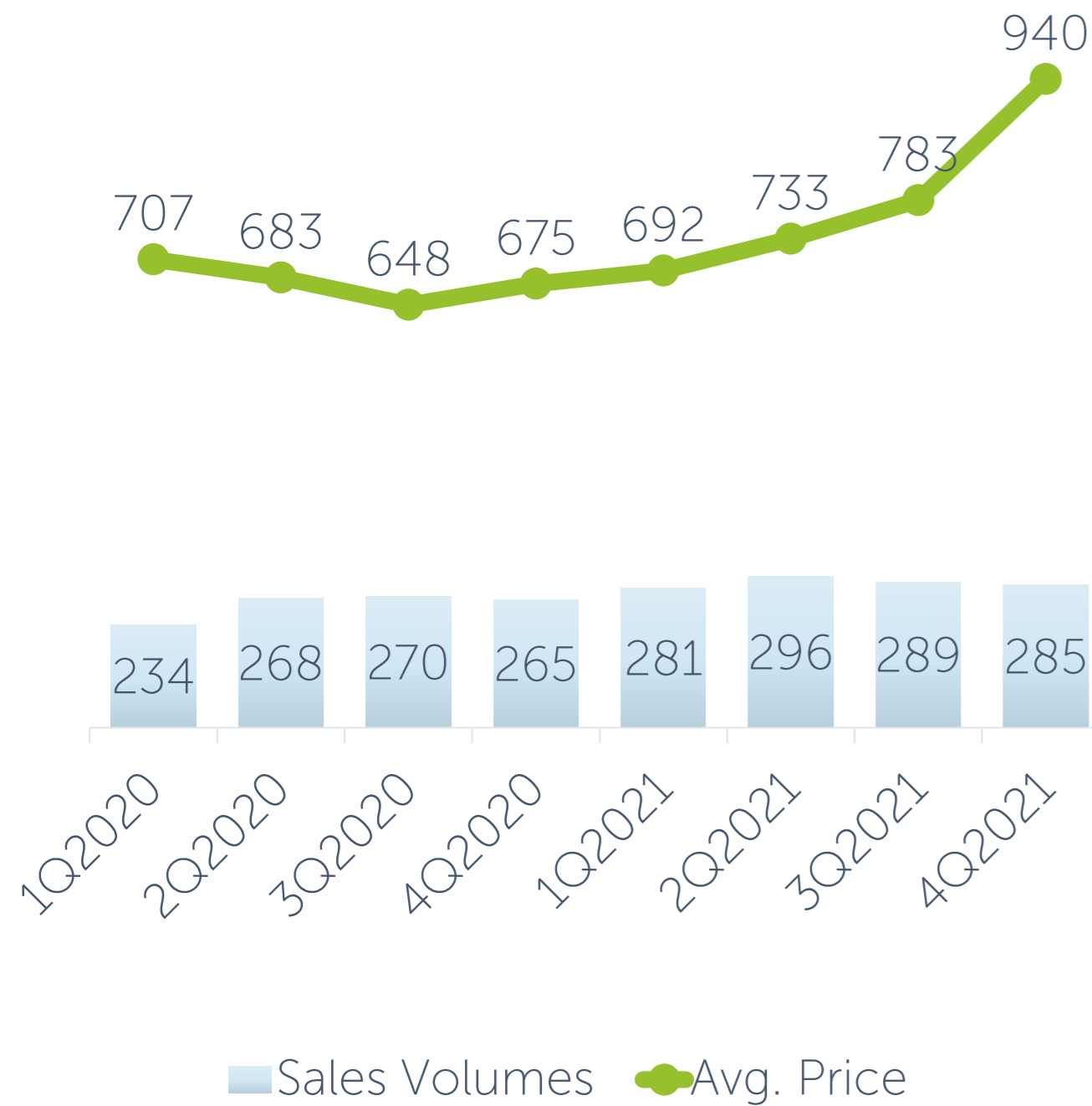
Global KNO₃ & Potash Market

- A shortage of potash and potassium-based fertilizers globally led to a significant price increase for potassium-based products during 2021.
- Due to current macroeconomic factors, it is difficult to estimate the overall potassium and KNO₃ market growth this year.

SQM SPN & Potassium

- Expect similar 2021 and 2022 sales volumes in SPN business line
- Potassium chloride and potassium sulfate sales volumes could reach 750,000 metric tons.
- Higher average prices in 2022 expected.

SPN Quarterly Sales Volumes (kMT) & Average Price (US\$/MT)



Potassium Quarterly Sales Volumes (kMT) & Average Price (US\$/MT)



Our commitment to Sustainability



Continental water reduction
40% by 2030 and 65% by 2040.



Brine extraction reduction
Reduce brine extraction by 50% by 2030.



Emissions reduction
Carbon neutral in the lithium, potassium chloride and iodine products by 2030, and in all of our products by 2040.



Waste reduction
50% by 2025



Recent Achievements

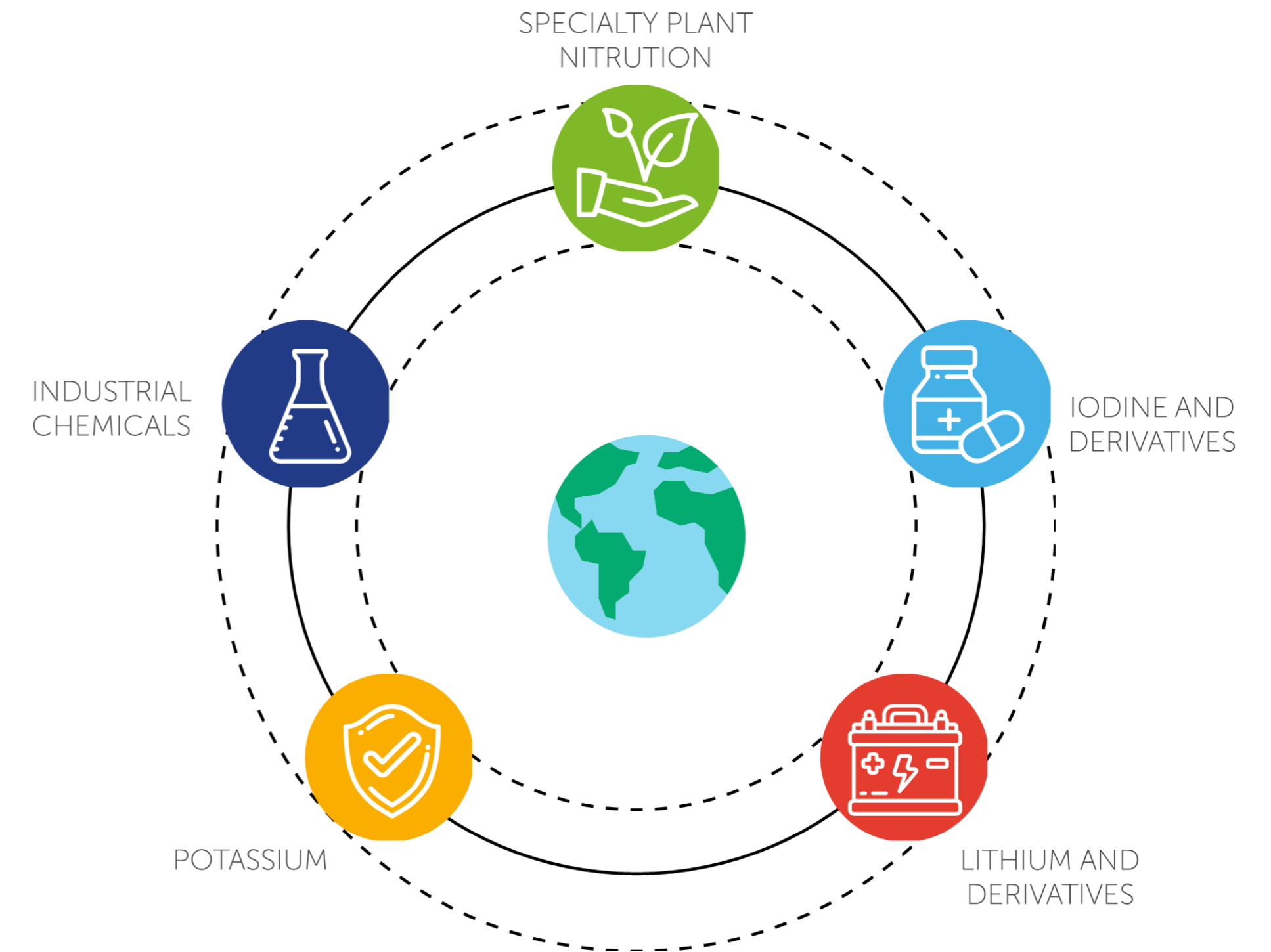
- **Member of the** United Nations Global Compact, Global Battery Alliance, DJSI Chile y DJSI MILA Pacific Alliance. During the third quarter we submitted our first disclosure report under **CDP Climate change** guidance and started external audit under **IRMA**.
- In recent months, our environmental management system in our Port at Tocopilla was certified under **ISO 14,001**. We are working to certify in our Carmen Lithium facilities, Salar de Atacama and in Coya Sur during this year. Additionally, we are making progress in certifying our Occupational Health and Safety Management System under **ISO 45,001**.
- As part of **Race to Zero** initiative and our aim to reduce our logistics carbon footprint, we have established an ambitious agenda to develop high tonnage transportation via **electric trucks**. This agenda considers several pilots in 2022 of different trucks that will perform tests in our operations.



Projects in development 2022-2024:

- Mt. Holland project, total CAPEX of ~US\$700 million
- Carmen Lithium Plant expansions to reach 210,000 MT and 40,000 MT of lithium carbonate and lithium hydroxide capacity, respectively, total CAPEX of ~US\$250 million
- Pampa Orcoma project to add 2,500 MT of iodine capacity and 320,000 MT of nitrates salts

2022 total CAPEX: ~US\$900 million



- Gerardo Illanes:
CFO & VP of Corporate Finance
gerardo.illanes@sqm.com
- Kelly O'Brien:
Head of Investor Relations
kelly.obrien@sqm.com
- Irina Axenova:
Investor Relations
irina.axenova@sqm.com



Contact information

